


Arizona Criminal Justice Commission

Office of the Executive Director

Our mission is to sustain and enhance the coordination, cohesiveness, productivity and effectiveness of the Criminal Justice System in Arizona




Enhanced Drug and Gang Enforcement (EDGE) Report

2005

October

ARIZONA CRIMINAL JUSTICE COMMISSION



Chairperson
J. T. MCCANN, Chief
Flagstaff Police Department

Vice-Chairperson
ROBERT CARTER OLSON
Pinal County Attorney

JOSEPH ARPAIO
Maricopa County Sheriff

JIM BOLES, Mayor
City of Winslow

DAVID K. BYERS, Director
Administrative Office of the Courts

DUANE BELCHER, Chairperson
Board of Executive Clemency

TOMMIE CLINE MARTIN
Gila County Board of
Supervisors

CLARENCE DUPNIK
Pima County Sheriff

TONY ESTRADA
Santa Cruz County Sheriff

TERRY GODDARD
Attorney General

DANIEL HUGHES, Chief
Surprise Police Department

BARBARA LAWALL
Pima County Attorney

ROD MARQUARDT, Chief
Mohave County Adult
Probation

RICHARD MIRANDA, Chief
Tucson Police Department

RALPH OGDEN
Yuma County Sheriff

LINDA SCOTT
Former Judge

ANDREW P. THOMAS
Maricopa County Attorney

DORA SCHRIRO, Director
Department of Corrections

ROGER VANDERPOOL, Director
Department of Public Safety

John A. Blackburn Jr.
Executive Director

Enhanced Drug and Gang Enforcement 2005



Arizona Criminal Justice Commission

A report on law enforcement activities funded by the Drug and Gang Enforcement Account or the Criminal Justice Enhancement Fund and relating to illicit drugs and drug related gang activity.

This publication was supported by Award No. 2004-DB-BX-0005 awarded by the Bureau of Justice Assistance, Office of Justice Programs. The opinions, findings, and conclusions or recommendations expressed in this publication are those of the author(s) and do not necessarily reflect the views of the Department of Justice.

This document is available in alternative formats by contacting the Commission Office at (602) 364-1146 and online at www.azcjc.gov.

TABLE OF CONTENTS

<i>Introduction</i>	1
<i>Drug and Gang Enforcement Account</i>	3
<i>Apprehension (Multi-Jurisdictional, Multi-Agency) Task Force Activities</i>	11
<i>Apache County Cooperative Enforcement Narcotics Team (ACCENT)</i>	12
<i>Cochise County Border Alliance Group</i>	13
<i>Commercial Narcotics Interdiction Program</i>	14
<i>Counter Narcotics Alliance (CAN)</i>	15
<i>Gila County Narcotics Task Force</i>	16
<i>Greenlee County Narcotics Task Force</i>	17
<i>La Paz County Narcotics Task Force</i>	18
<i>Maricopa County Neighborhood Narcotics Enforcement Team</i>	19
<i>Mohave Area General Narcotics Enforcement Team (MAGNET)</i>	20
<i>Navajo County Major Crimes Apprehension Team</i>	21
<i>Northern Arizona Street Crimes Task Force "METRO"</i>	22
<i>Partners Against Narcotics Trafficking (PANT)</i>	23
<i>Pinal County Drug and Gang Enforcement Multi-Agency Task Force</i>	24
<i>Santa Cruz County METRO Task Force</i>	25
<i>Southeastern Arizona Drug, Gang and Violent Crime Task Force</i>	26
<i>Southwest Border Alliance Narcotics Enforcement Team</i>	27
<i>Prosecution (Multi-Jurisdictional, Multi-Agency) Task Force Activities</i>	29
<i>Apache County Drug, Gang and Violent Crime Prosecution Program</i>	30
<i>Arizona Forfeiture Support Service Project</i>	31
<i>Cochise County Border Alliance Group (BAG)</i>	32
<i>Coconino County Prosecution of Drug Cases and Forfeitures</i>	33
<i>Gila County Drug Prosecution and Asset Forfeiture Program</i>	34
<i>La Paz County Drug Task Force Prosecutor</i>	35
<i>Maricopa County Attorney's Office Special Crimes, Gang, Homicide, Trial and Drug Diversion Bureaus</i>	36
<i>Mohave Area General Narcotics Enforcement Team (MAGNET)</i>	37
<i>Navajo County Violent and Major Prosecution Enhancement</i>	38
<i>Pima County Drug Prosecution Project</i>	39
<i>Partners Against Narcotics Traffickers (PANT)</i>	40
<i>Pinal County Drug Prosecution Unit</i>	41
<i>Santa Cruz County Drug Prosecution Program</i>	42
<i>Tucson City Attorney's Drug Enforcement Project</i>	43
<i>Yuma County Drug, Gang and Violence Prosecution</i>	44

TABLE OF CONTENTS (Continued)

<i>Forensics Drug Evidence Analysis Activities</i>	45
<i>Crime Lab Support for Drug and Gang Enforcement</i>	46
<i>Phoenix Police Department Forensic Analysis Program</i>	47
<i>Tucson Police Department Enhanced Drug Forensics</i>	48
<i>Court Adjudication Activities</i>	49
<i>Arizona Supreme Court Anti-Drug Adjudication</i>	50
<i>Detention Activities</i>	51
<i>Coconino County Drug Detention Officer Program</i>	52
<i>Maricopa County Multi-Agency Drug Enforcement Detention Strategy</i>	53
<i>Criminal Justice Records Improvement Activities</i>	55
<i>City of Phoenix Prosecutor's Office</i>	56
<i>Eagar Police Department</i>	57
<i>Kingman Police Department</i>	58
<i>La Paz County Attorney's Office</i>	59
<i>Lake Havasu City Police Department</i>	60
<i>Maricopa County Adult Probation</i>	61
<i>Phoenix Police Department</i>	62
<i>Pinal County Sheriff's Office</i>	63
<i>Surprise Police Department</i>	64
<i>Tucson Police Department</i>	65
<i>Criminal Justice Enhancement Fund (CJEF)</i>	67
<i>No activities were funded in FY2005 due to limited resources.</i>	67
<i>Statutory Reference</i>	69

INTRODUCTION

Arizona Revised Statute (A.R.S.) §41-2405 (A) 12 requires the Arizona Criminal Justice Commission to submit to the Governor, the President of the Senate, and the Speaker of the House of Representatives an annual report on law enforcement activities funded by the Drug and Gang Enforcement Account (Account) or the Criminal Justice Enhancement Fund (CJEF) as it relates to illicit drugs and drug related gang activity. This annual report requirement was established in 1990.

The Drug and Gang Enforcement Account established in 1987 by Arizona Revised Statute § 41-2402 is used to enhance efforts to deter, investigate, prosecute, adjudicate and punish drug offenders. Funds in the Drug and Gang Enforcement Account are from the following sources:

- (1) Federal monies made available to states by grants under the Edward Byrne Memorial State and Local Law Enforcement Assistance Formula Grant Program consolidated as the Byrne Justice Assistance Grants program in FY2005;
- (2) Mandatory fines collected for felony drug offense convictions as authorized by A.R.S. 13 Chapter 34;
- (3) Appropriations to the Account by the Legislature.

In 1987, the Arizona Criminal Justice Commission developed and implemented a statewide enhanced drug enforcement strategy, as required to qualify for federal formula grant assistance monies for drug control. The strategy was designed to be compatible with the statutory requirements that created the Drug and Gang Enforcement Account. The strategy is the framework within which the Arizona Criminal Justice Commission allots and distributes all monies in the Account. The strategy is reviewed, refined, updated and published by the Arizona Criminal Justice Commission every four years. A formal application system and extensive open meeting process are utilized by the Arizona Criminal Justice Commission for awarding grant funds from the Account. The strategy was submitted for a four year period in 2004 but will continue to be reviewed and updated annually as needed.

The Criminal Justice Enhancement Fund (CJEF) was established by Arizona Revised Statute §41-2401. This statute details those entities that shall receive monies from the CJEF by

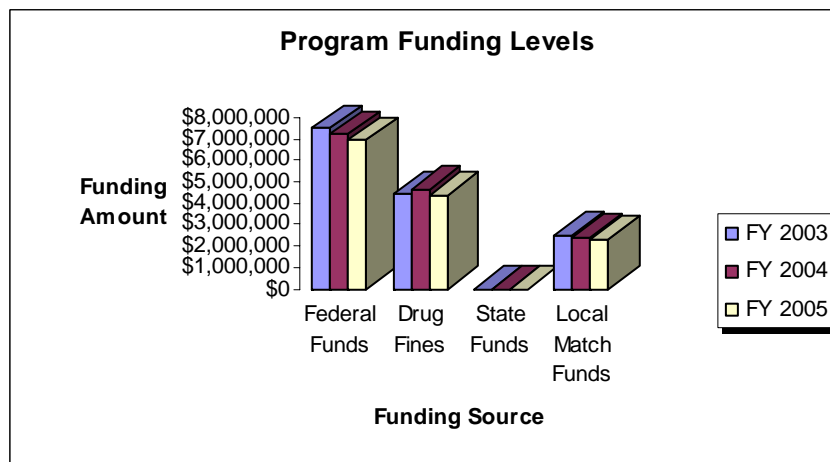
Introduction

percentage amounts and the purposes for utilization of the monies.

This report provides summary information on projects receiving funds from the Drug and Gang Enforcement Account and on projects funded by the Criminal Justice Enhancement Fund during FY 2005 (July 1, 2004 to June 30, 2005), related to drug activity or drug related street gang activity. Many other valuable and productive drug and gang enforcement and prevention activities are conducted throughout the state funded entirely by state, local and county authorities, without enhancement monies, and are therefore not included in this report.

DRUG AND GANG ENFORCEMENT ACCOUNT

In FY 2005 (July 1, 2004 to June 30, 2005), the Arizona Criminal Justice Commission distributed a total of \$13,382,701 in award funds from the Drug and Gang Enforcement Account to seventy (70) projects in the State. A total of \$2,321,007 of local cash match funds were supplied by grant recipients. For the third consecutive year, federal funding has decreased as the graph below indicates.



Funding Source	FY 2003	FY 2004	FY 2005
Federal Formula Grant Funds	\$7,493,650	\$7,224,235	\$6,693,034
Drug Fines	4,426,375	4,673,309	4,368,660
State Appropriated Funds	0	0	0
Local Match Funds	2,492,055	2,408,078	2,321,007
Total	14,412,550	14,305,622	13,382,701

The Commission authorizes Account funding to projects in the State in six program areas in accordance with the statewide enhanced drug enforcement strategy and the Account guidelines: drug apprehension and prosecution; criminal history records improvement; drug offender adjudication; drug offender detention; drug analysis (forensic services); and drug abuse education/prevention.

In FY 2005, the Drug and Gang Enforcement Account supported the efforts of sixteen (16) multi-jurisdictional, multi-agency drug task forces apprehension projects established in all

Drug and Gang Enforcement Account

fifteen (15) counties in the State of Arizona. Additionally, there were fifteen (15) drug prosecution projects in the State receiving support funding from the Account. Included in these fifteen (15) projects were full-time dedicated drug prosecutors in thirteen (13) of the fifteen (15) counties in Arizona.

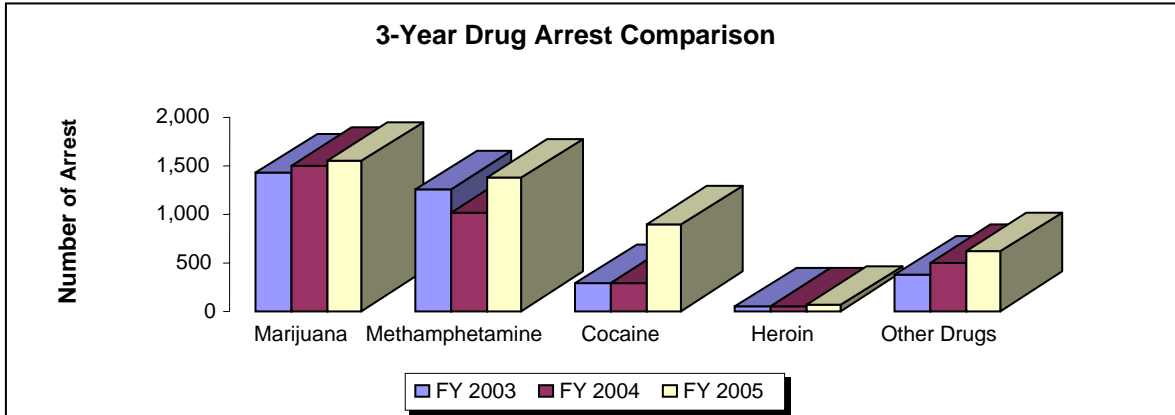
During FY 2005, ten (10) criminal history records improvement projects received Account funds.

Drug offender detention projects in Coconino and Maricopa counties received Account funds. Enhanced drug forensic analysis projects receiving funding included the Department of Public Safety, the Phoenix Police Department, and the Tucson Police Department. One (1) grant awarded to the Administrative Office of the Courts passed Account funds through to twenty-four (24) court related enhancement projects in all fifteen (15) counties in Arizona. There were no requests for drug abuse education/prevention funding in FY 2005.

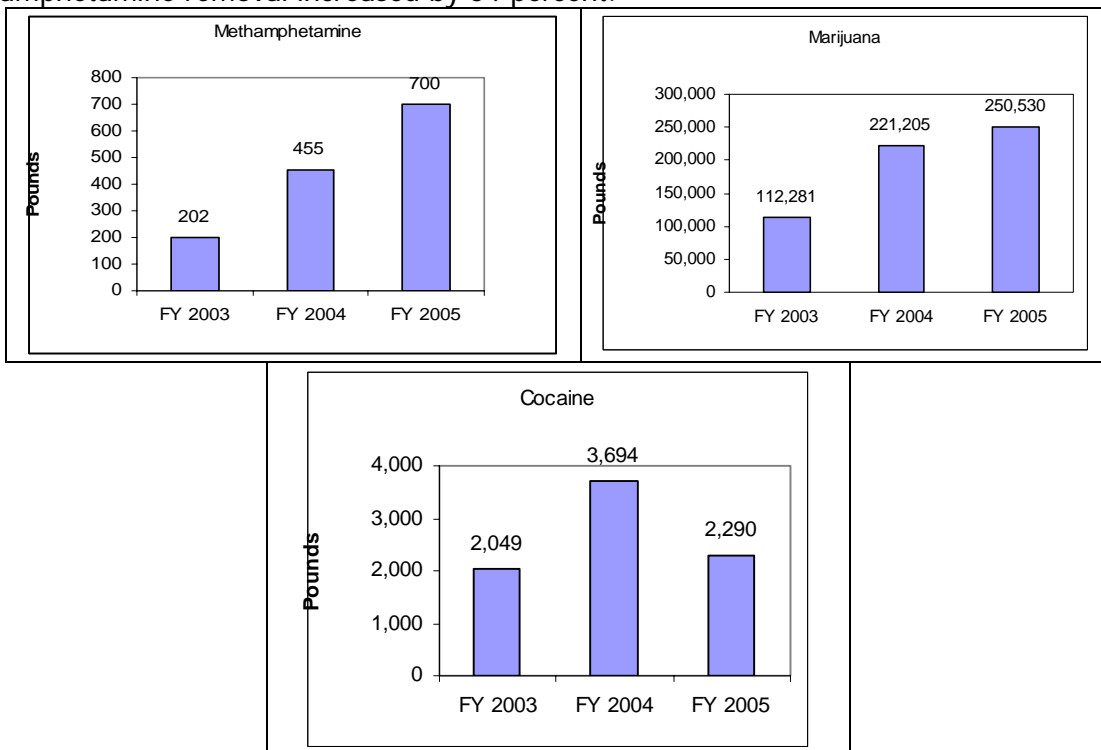
In FY 2005 direct personnel costs accounted for 91 percent of the expenditures from the Account. Other costs associated with the projects such as equipment, operations, space, etc., were supplied by the State, county, and local authorities participating in the projects. Account expenditures provided salaries, overtime, and employee-related expenses for 235 criminal justice professionals in the State of Arizona.

Personnel	FY 2005
Narcotics Agents/Investigators	74
Support Staff	78
Prosecutors	45
Probation Officers	9
Public Defenders	5
Forensic Criminalists/Print Examiners	11
Detention Officers	9
Judges/Commissioners	4
TOTAL	235

In FY 2005 apprehension project activities resulted in the arrest of 4,472 drug offense violators, a 35 percent increase over FY 2004. Over the past three years, our state has seen an increase in arrests for almost all drug types as the chart below depicts.



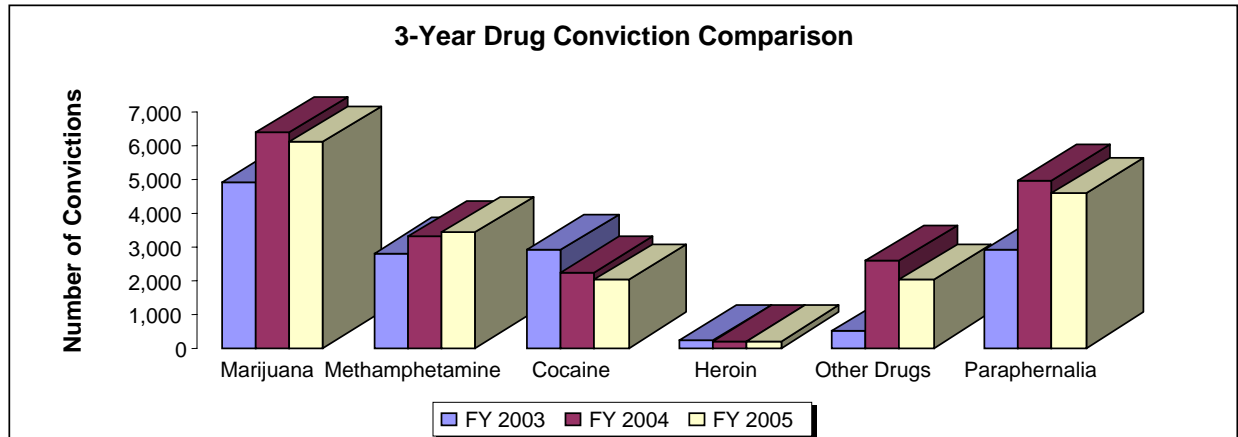
Consistent with the increase in arrest is the increase in types of drugs being removed from the street, 250,530 pounds of marijuana, over 2,290 pounds of cocaine, and 700 pounds of methamphetamine were removed by the multi-jurisdictional, multi-agency task forces funded through the Account. As the graphs below indicate, methamphetamine is increasing within our state at record numbers. Whereas cocaine removal decreased by 38 percent in FY2005, methamphetamine removal increased by 54 percent.



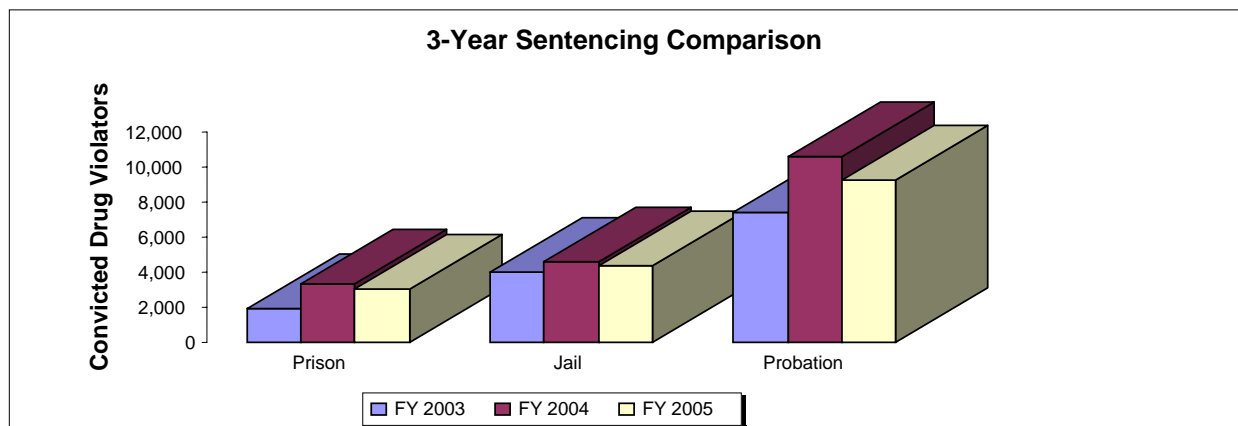
Drug traffickers' non-drug assets with a gross estimated value of \$16,989,123 were seized during this 12-month period.

Drug and Gang Enforcement Account

Activity reports have been compiled from the fifteen (15) drug prosecution projects funded by the Account for FY 2005. During this period, 18,310 drug violators were convicted in the State, 60 percent (10,989) of which were felony convictions. As expected due to the increase in arrest for methamphetamine, drug convictions for methamphetamine increased over the three year period, where as convictions for all other drugs offenses decreased.



During FY 2005 prison sentences were handed down to 3,031 of these convicted drug violators; 4,353 received jail sentences; and 9,300 were placed on probation. As the diagrams below indicate, sentencing patterns have remained stable over the past three years.



The criminal justice records improvement projects receiving support funds from the Account have enabled State, county and local law enforcement agencies to improve criminal justice records automation systems by the acquisition of hardware, software and consultant expertise.

Since the program inception on April 1, 1988 through June 30, 2005, \$70,271,896 has been expended on apprehension projects; \$68,619,307 for prosecution projects; \$39,391,276 for adjudication projects; \$15,679,827 on drug forensic analysis and drug offender detention projects; \$1,432,222 drug prevention and education; and \$8,149,459 for criminal history records improvement projects, which had its first expenditure in FY 1995.

The statewide enhanced drug enforcement program has been very successful. During the past 17 years, apprehension projects' activities resulted in the arrest of 56,207 drug offense violators. Program activities were responsible for the removal of 68,256 pounds of cocaine; 2,400,214 pounds of marijuana; 382 pounds of heroin; and more than 3,693 pounds of methamphetamine. Drug traffickers' non-drug assets with a gross estimated value of \$193,976,404 have been seized.

The results achieved in 17 years of the enhanced drug enforcement program show that for every \$1,250 expended by the apprehension projects, one (1) drug violator arrest was made and drug traffickers were deprived of the profit from the drugs seized and also deprived of an estimated value of \$3,451 in non-drug assets seized.

NOTICE

Actual forfeiture of seized trafficker assets is a legal process and the gross estimated value of such seizures is very seldom received by law enforcement and prosecuting agencies. After forfeiture is achieved, lien holders (financial institutions and other legitimate claimants) are paid from the actual forfeiture proceeds. Storage, property maintenance and management costs, and processing and disposition fees are also paid from forfeiture proceeds. The gross estimated value of seizures is used only as an indicator of the negative impact seizures have on drug traffickers' resources.

The statewide distribution of Drug and Gang Enforcement Account funds for FY 2005 for each project is presented by geographical area and program on the following pages.

	<u>FY 2005</u>		<u>FY 2005</u>
<i>Apache County</i>		<i>Gila County</i>	
Apprehension	\$287,850	Apprehension	\$370,276
Prosecution	98,923	Prosecution	75,947
Adjudication	26,451	Adjudication	42,925
Criminal Justice Records	3,015	Total	\$489,148
Total	\$416,239		
<i>Cochise County</i>		<i>Graham County</i>	
Apprehension	\$195,919	Apprehension	\$32,000
Prosecution	184,752	Adjudication	26,161
Adjudication	59,866	Total	\$58,161
Total	\$440,537		
<i>Coconino County</i>		<i>Greenlee County</i>	
Apprehension	\$286,995	Apprehension	\$30,102
Prosecution	165,419	Adjudication	9,868
Detention	37,064	Total	\$39,970
Adjudication	69,264		
Total	\$558,742	<i>La Paz County</i>	
		Apprehension	\$141,075
		Prosecution	69,371
		Adjudication	26,087
		Criminal Justice Records	43,452
		Total	\$279,985

FY 2005

FY 2005

Maricopa County

Apprehension	\$875,992
Prosecution	1,589,844
Forensic Analysis	54,530
Detention	327,299
Adjudication	1,527,292
Criminal Justice Records	243,697
Total	\$4,618,654

Pima County

Apprehension	\$868,355
Prosecution	532,935
Forensic Analysis	53,070
Adjudication	418,611
Criminal Justice Records	48,337
Total	\$1,921,308

Mohave County

Apprehension	\$372,167
Prosecution	219,738
Adjudication	87,787
Criminal Justice Records	98,812
Total	\$778,504

Pinal County

Apprehension	\$254,622
Prosecution	192,453
Adjudication	89,892
Criminal Justice Records	9,525
Total	\$546,492

Navajo County

Apprehension	\$279,403
Prosecution	117,408
Adjudication	61,974
Total	\$458,785

Santa Cruz County

Apprehension	\$248,759
Prosecution	48,062
Adjudication	20,954
Total	\$317,775

Drug and Gang Enforcement Account

	<u>FY 2005</u>		<u>FY 2005</u>
<i>Yavapai County</i>		<i>State</i>	
Apprehension	\$473,649	Prosecution	\$1,023,398
Prosecution	84,957	Forensic Analysis	490,039
Adjudication	95,264	Adjudication	21,000
Total	\$653,870	Total	\$1,534,437
<i>Yuma County</i>			
Apprehension	\$247,631		
Prosecution	337,721		
Adjudication	85,026		
Total	\$670,378		

The next section in this report contains a separate report on each project funded by the Drug and Gang Enforcement Account.

**APPREHENSION (MULTI-JURISDICTIONAL, MULTI-AGENCY)
TASK FORCE ACTIVITIES**

DRUG AND GANG ENFORCEMENT ACCOUNT

	<u>FY 2005</u>
<i>Apache County Cooperative Enforcement Narcotics Team (ACCENT)</i>	<i>\$287,850</i>
<i>Cochise County Border Alliance Group (BAG)</i>	<i>195,919</i>
<i>Commercial Narcotics Interdiction Program</i>	<i>474,464</i>
<i>Counter Narcotics Alliance (CNA)</i>	<i>868,355</i>
<i>Gila County Narcotics Task Force</i>	<i>370,276</i>
<i>Greenlee County Narcotics Task Force</i>	<i>30,102</i>
<i>La Paz County Narcotics Task Force</i>	<i>141,075</i>
<i>Maricopa County Neighborhood Narcotics Enforcement Team</i>	<i>401,528</i>
<i>Mohave Area General Narcotics Enforcement Team (MAGNET)</i>	<i>372,167</i>
<i>Navajo County Major Crimes Apprehension Team</i>	<i>279,403</i>
<i>Northern Arizona Street Crimes Task Force (METRO)</i>	<i>286,995</i>
<i>Partners Against Narcotics Trafficking (PANT)</i>	<i>473,649</i>
<i>Pinal County Drug and Gang Enforcement Multi-agency Task Force</i>	<i>254,622</i>
<i>Santa Cruz County METRO Task Force</i>	<i>248,759</i>
<i>Southeastern Arizona Drug, Gang, and Violent Crime Task Force</i>	<i>32,000</i>
<i>Southwest Border Alliance Drug Narcotics Enforcement Team (SWBA)</i>	<i>247,631</i>
 <i>TOTAL</i>	 <i>\$4,964,795</i>

Apache County Cooperative Enforcement Narcotics Team (ACCENT)

Source and amount of monies received:

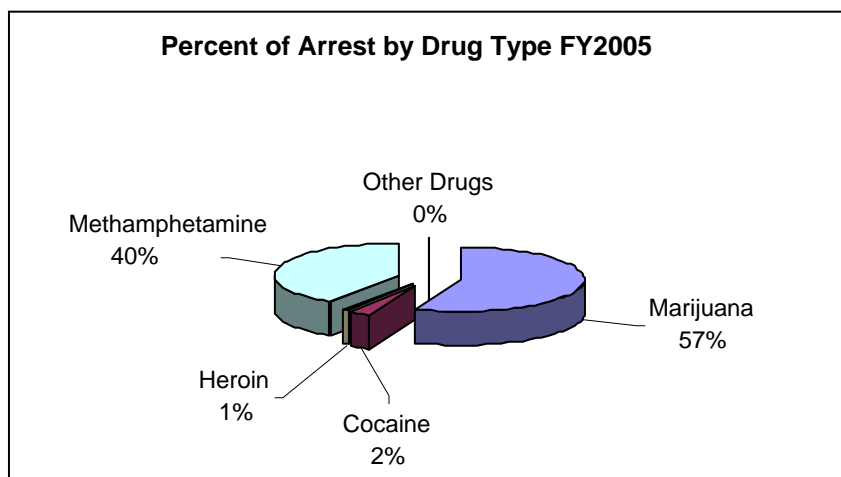
FY 2005 Drug and Gang Enforcement Account Funds:	\$287,850
Includes Local Cash Matching Funds of:	66,662
Includes State Enhancement Funds of:	21,203

Project Description: The Apache County Cooperative Enforcement Narcotics Team (ACCENT) is a small, formally organized multi-jurisdictional, multi-agency narcotics task force operating under a board of directors. ACCENT is administered by the Apache County Sheriff's Office. ACCENT works closely with a full-time drug case prosecutor to identify, arrest, and prosecute drug traffickers, and to seize drugs and forfeitable assets.

Task Force Participants: St. John's Police Department, Springerville Police Department, Eagar Police Department, Arizona Department of Public Safety, Apache County Sheriff's Office

Objective: To eradicate drugs through investigation and prosecution and to continue to spearhead and assist with any major crime investigation in Apache County.

Project Activity: This multi-agency task force has made 2,131 drug arrests since its inception in April 1988. The task force has seized 107 pounds of cocaine, 15,705 pounds of marijuana, 7,001 cannabis plants under cultivation, more than 71 pounds of methamphetamine and 36,436 dosage units of other dangerous drugs. The task force has seized drug law violators' assets with an estimated value of \$3,086,809. This enforcement program continues to provide limited coverage for an area suspected of having high levels of transportation of illicit drugs coming from the United States-Mexico border, through Southern Arizona and New Mexico, and on to other states.



ARRESTS	FY2003	FY2004	FY2005
Use/Possession	34	39	52
Sales/Trafficking	84	72	69
Total	118	111	121
DRUGS SEIZURES			
Cocaine (grams)	10,977	3	1,361
Heroin (grams)	0	1	0
Methamphetamine (grams)	65	163	7,055
Cannabis (pounds)	1,562	1,649	8,066
Cannabis (plants)	96	1	10
Other drugs (dosage units)	216	70	8,215
ESTIMATED VALUE OF SEIZURES	\$12,000	\$215,346	\$74,591

* Estimated gross value of non-drug seizures (See NOTICE on page 7)

Cochise County Border Alliance Group (BAG)

Source and amount of monies received:

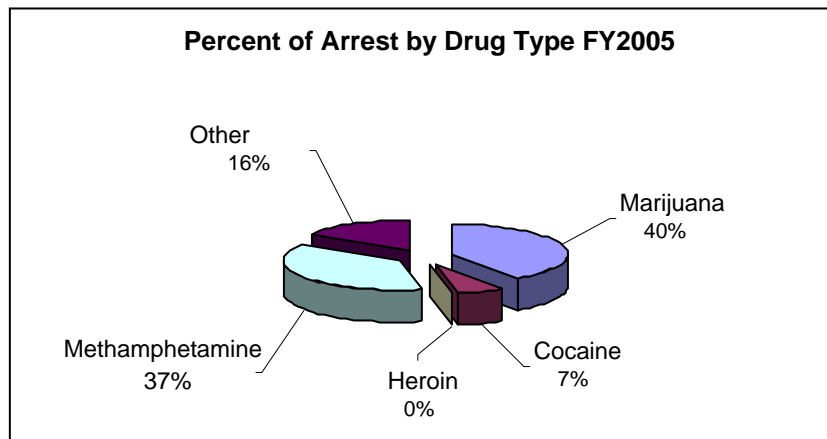
FY 2005 Drug and Gang Enforcement Account Funds:	\$195,919
Includes Local Cash Matching Funds of:	45,374
Includes State Enhancement Funds of:	14,431

Project Description: The Border Alliance Group (BAG) is a drug enforcement task force involving federal, state and local agencies. BAG is administered by the Cochise County Sheriff's Office. BAG is formally organized to identify, arrest, and prosecute drug traffickers. The BAG works to seize drugs and cash assets and pursue investigative leads to upper level trafficking organizations operating in the federally designated Southwest Border High Intensity Drug Trafficking Area that includes all of Cochise County.

Task Force Participants: Tombstone Marshal's Office, Benson Police Department, Bisbee Police Department, Willcox Police Department, Douglas Police Department, Cochise County Sheriff's Office

Objective: To deter and disrupt the importation, distribution, and production of unlawful narcotics and illegal substances; to effectively dismantle the various drug smuggling and street gang networks and reduce the occurrence of violent crimes in Cochise County.

Project Activity: This task force, operating along the 83 miles of remote, sparsely populated United States border with the Republic of Mexico, continues high levels of productivity in drug seizures, including 12,789 pounds of cocaine, 455,739 pounds of marijuana, 4,870 cannabis plants under cultivation, more than 181 pounds of methamphetamine, and moderate amounts of other dangerous drugs since its inception in 1988. Additionally, the task force has seized drug law violators' assets valued at an estimated \$15,438,982 and made 2,938 arrests, 66 percent (1,942) were for sales/trafficking offenses. This level of task force activity continues to support the value derived from inter-agency cooperation in the anti-drug campaign, with substantial impact on reducing the availability of illicit drugs throughout the state.



ARRESTS	FY2003	FY2004	FY2005
Use/Possession	104	87	71
Sales/Trafficking	65	72	46
Total	169	159	117
DRUGS SEIZURES			
Cocaine (grams)	1,715	166,973	122,599
Heroin (grams)	181	1	28
Methamphetamine (grams)	638	33,886	39,865
Cannabis (pounds)	28,150	45,321	35,265
Cannabis (plants)	9	34	68
Other drugs (dosage units)	4,588	72,493	12
ESTIMATED VALUE OF SEIZURES	\$100,295	\$81,123	\$59,904

*Estimated gross value of non-drug seizures (See NOTICE on page 7)

Commercial Narcotics Interdiction Program

Source and amount of monies received:

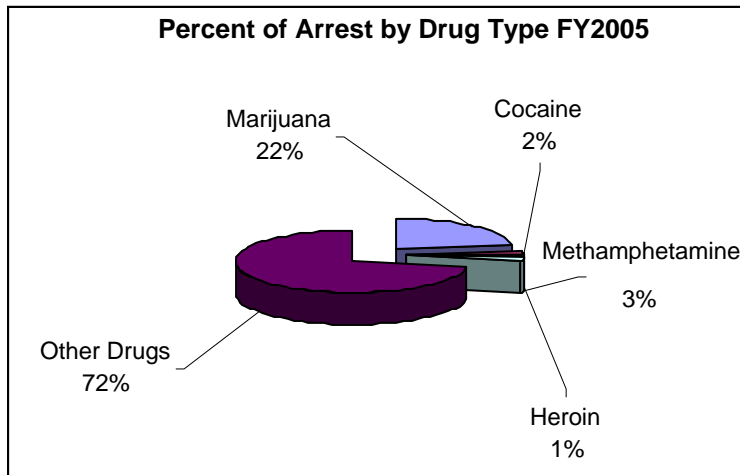
FY 2005 Drug and Gang Enforcement Account Funds:	\$474,464
Includes Local Cash Matching Funds of:	109,879
Includes State Enhancement Funds of:	34,948

Project Description: The Commercial Narcotics Interdiction Program is a multi-jurisdictional, multi-agency unit of federal, state and local officers organized to identify, arrest, and prosecute drug traffickers using commercial transportation and air freight/parcel companies to transport drugs and money for drug purchases. The Commercial Narcotics Interdiction Program is administered by the Phoenix Police Department.

Task Force Participants: United States Drug Enforcement Administration, Maricopa County Attorney's Office, Phoenix Police Department

Objective: To arrest and prosecute individuals transporting illegal drugs through commercial transportation, to seize illegal drugs being transported, and to seize cash and other financial assets related to illicit drug trafficking.

Project Activity: Since its inception in 1988, the task force has seized 611 pounds of cocaine, 69,332 pounds of marijuana, 107 cannabis plants, 16 pounds of heroin, more than 243 pounds of methamphetamine and 1,030,658 dosage units of other drugs. The unit has seized assets with an estimated value of \$34,127,038 mostly in cash. Of the unit's total of 2,522 arrests, 2,032 (81 percent) were for sales/trafficking offenses. The unit has had a significant impact on drug trafficking use of commercial transportation in Arizona.



ARRESTS	FY2003	FY2004	FY2005
Use/Possession	10	18	7
Sales/Trafficking	66	105	274
Total	76	123	281
DRUGS SEIZURES			
Cocaine (grams)	5,232	9,964	6,836
Heroin (grams)	26	61	3,835
Methamphetamine (grams)	6,792	5,925	4,101
Cannabis (pounds)	2,298	10,154	9,549
Cannabis (plants)	0	0	0
Other drugs (dosage units)	18,811	13,158	22,790
ESTIMATED VALUE OF SEIZURES	\$2,070,554	\$4,361,160	\$4,142,078

*Estimated gross value of non-drug seizures (See NOTICE on page 7)

Counter Narcotics Alliance (CNA)

Source and amount of monies received:

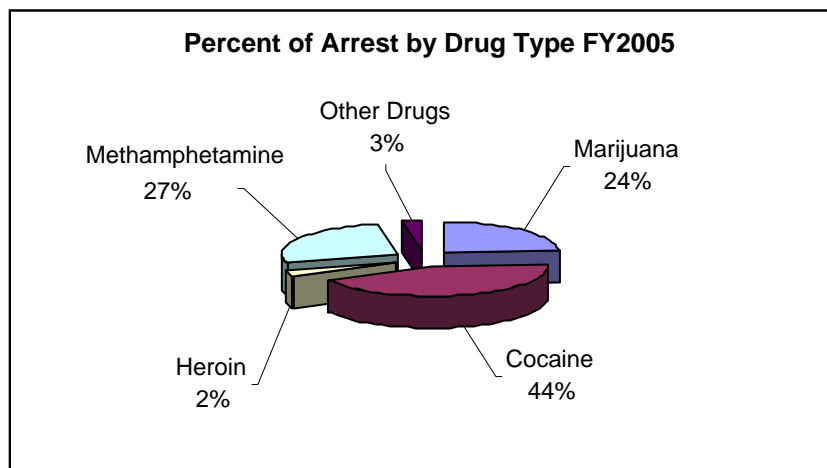
FY 2005 Drug and Gang Enforcement Account Funds:	\$868,355
Includes Local Cash Matching Funds of:	201,098
Includes State Enhancement Funds of:	63,963

Project Description: CNA is a formally organized multi-jurisdictional, multi-agency narcotics enforcement task force in Pima County initiated in July, 1988. CNA is administered by the Tucson Police Department. CNA operates under a multi-agency policy board that ensures ongoing adherence to its mission statement. With enhanced drug grant funding, the task force works to reduce demand by targeting mid-level and upper-level drug dealers, thus decreasing the narcotics problem in Pima County, including the Tucson Metropolitan Area.

Task Force Participants: Pima County Sheriff's Department, South Tucson Police Department, Marana Police Department, Oro Valley Police Department, Tucson Airport Authority, University of Arizona Police Department, Arizona Department of Public Safety, Pima County Attorney's Office, Tucson Police Department.

Objective: To eliminate and substantially reduce the illegal purchase, transportation and use of narcotics and marijuana and all related crimes of violence in the greater Tucson-Pima County metropolitan area.

Project Activity: The CNA Task Force continues to exceed project objectives. Since implementation in July 1988, the unit has seized 14,811 pounds of cocaine, 2,001,628 pounds of marijuana, 9,380 cannabis plants under cultivation, 22 pounds of heroin, more than 78 pounds of methamphetamine, and 350,913 dosage units of other drugs. The unit reports the seizure of drug violator assets with an estimated gross value of \$54,970,552. This project has been responsible for 7,477 drug arrests.



ARRESTS	FY2003	FY2004	FY2005
Use/Possession	20	23	865
Sales/Trafficking	161	336	652
Total	181	359	1,517
DRUGS SEIZURES			
Cocaine (grams)	1,715	1,349,658	63,260
Heroin (grams)	342	1,415	187
Methamphetamine (grams)	84	2,417	3,868
Cannabis (pounds)	27,019	92,533	101,498
Cannabis (plants)	71	255	107
Other drugs (dosage units)	200	1,534	139,523
ESTIMATED VALUE OF SEIZURES	\$4,338,043	\$9,773,185	\$7,325,423

*Estimated gross value of non-drug seizures (See NOTICE on page 7)

Gila County Narcotics Task Force

Source and amount of monies received:

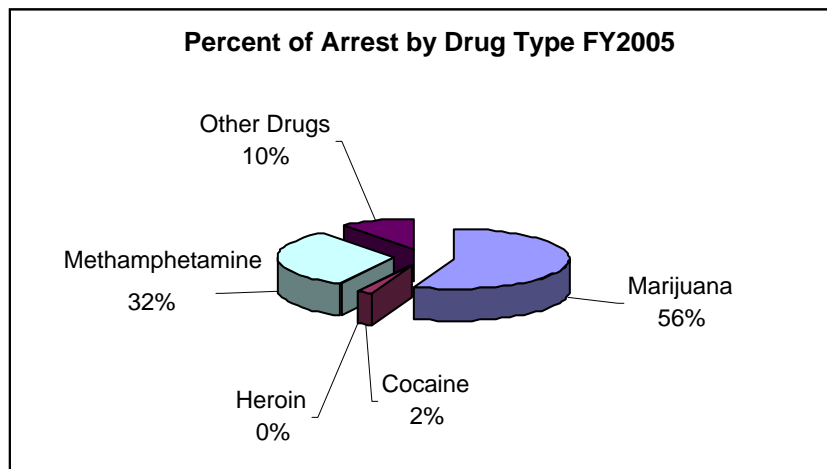
FY 2005 Drug and Gang Enforcement Account Funds:	\$370,276
Includes Local Cash Matching Funds of:	85,749
Includes State Enhancement Funds of:	27,274

Project Description: The Gila County Narcotics Task Force is a formally organized multi-jurisdictional, multi-agency unit created to identify, arrest, and prosecute drug traffickers, seize drugs and cash assets, and pursue investigative leads to upper-level drug trafficking organizations. The task force is administered by the Gila County Sheriff's Office.

Task Force Participants: Globe Police Department, Gila County Attorney's Office, Arizona Department of Public Safety, Gila County Sheriff's Office.

Objective: To reduce drug trafficking and gang violence, promote public safety and awareness, increase cooperation and participation of state, county and local agencies through training, drug investigations and violator asset seizures.

Project Activity: The Gila County Narcotics Task Force was initiated in June, 1988. Since its inception, the task force has arrested 2,842 drug law violators. Of those, 66 percent (1,872) arrest was for use/possession. This is reflective of the task force's firm user accountability approach to deterring drug abuse. The unit has seized over 12 pounds of cocaine, 9,959 pounds of marijuana, 35,083 cannabis plants under cultivation, 148 grams of heroin, and more than 302 pounds of methamphetamine, with smaller amounts of other dangerous drugs. Drug violator assets seized have an estimated gross value of \$3,207,277.



ARRESTS	FY2003	FY2004	FY2005
Use/Possession	96	83	118
Sales/Trafficking	37	39	37
Total	133	122	155
DRUGS SEIZURES			
Cocaine (grams)	582	44	19
Heroin (grams)	0	0	0
Methamphetamine (grams)	1,057	15,450	300
Cannabis (pounds)	1,783	2,268	859
Cannabis (plants)	32	19,138	11,835
Other drugs (dosage units)	0	1,507	88
ESTIMATED VALUE OF SEIZURES	\$122,423	\$126,869	\$185,189

* Estimated gross value of non-drug seizures (See NOTICE on page 7)

Greenlee County Narcotics Task Force

Source and amount of monies received:

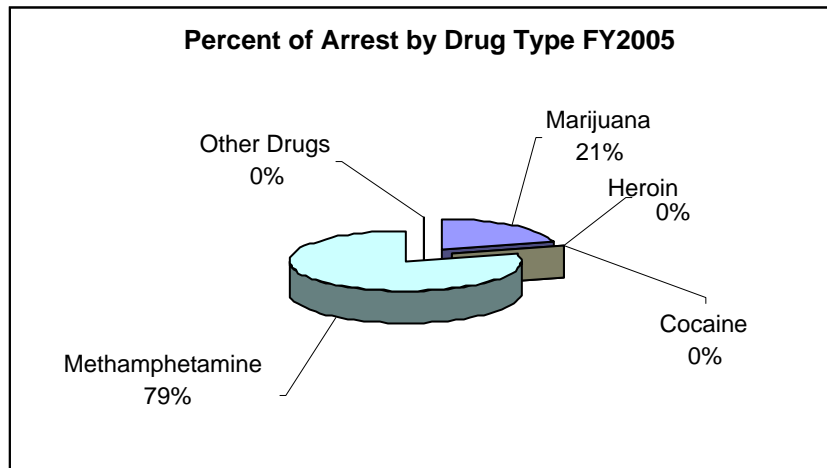
FY 2005 Drug and Gang Enforcement Account Funds:	\$30,102
Includes Local Cash Matching Funds of:	6,969
Includes State Enhancement Funds of:	2,217

Project Description: The Greenlee County Narcotics Task Force is informally organized, with participating agencies agreeing to provide resources and manpower as needed to conduct narcotics investigations and enforcement activity throughout the county. The task force is administered by the Greenlee County Sheriff's Office.

Task Force Participants: Clifton Police Department, Greenlee County Attorney's Office, Greenlee County Sheriff's Office.

Objective: To maintain and identify drug users and gang members, arrest and prosecute drug and gang offenders, maintain and develop informants in Greenlee County.

Project Activity: The Greenlee County Narcotics Task Force was initiated in July 1992. Of this small rural task force's 456 arrests, 83 percent (377) were for use/possession offenses. This reflects the task force's user accountability approach to deterring drug abuse in the county. The unit has seized 38 ounces of cocaine, and more than 409 pounds of marijuana. Drug violators assets seized have an estimated gross value of \$52,176.



ARRESTS	FY2003	FY2004	FY2005
Use/Possession	40	41	26
Sales/Trafficking	12	13	3
Total	52	54	29
DRUGS SEIZURES			
Cocaine (grams)	0	0	0
Heroin (grams)	0	0	0
Methamphetamine (grams)	82	29	32
Cannabis (pounds)	70	1	1
Cannabis (plants)	8	7	0
Other drugs (dosage units)	0	0	0
ESTIMATED VALUE OF SEIZURES	\$2,422	\$1,248	\$0

* Estimated gross value of non-drug seizures (See NOTICE on page7)

La Paz County Narcotics Task Force

Source and amount of monies received:

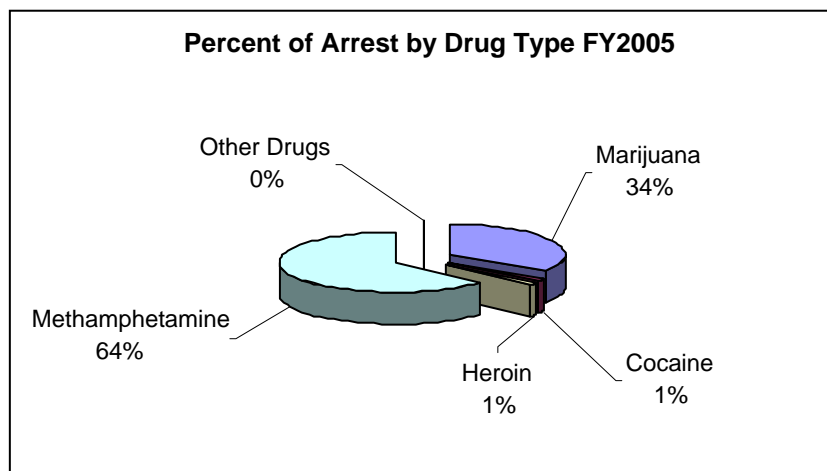
FY 2005 Drug and Gang Enforcement Account Funds:	\$141,075
Includes Local Cash Matching Funds of:	32,672
Includes State Enhancement Funds of:	10,392

Project Description: The multi-jurisdictional, multi-agency La Paz County Narcotics Task Force operates in La Paz County and along the Colorado River in Western Arizona to identify, arrest, and prosecute drug traffickers and seize illicit drugs and drug law violators' assets for forfeiture. The task force is administered by the La Paz County Sheriff's Office. The task force coordinates many regional activities with the Southwest Border Alliance, MAGNET and Partners Against Narcotics Trafficking Task Forces. La Paz County was recently designated as a High Intensity Drug Trafficking Area (HIDTA).

Task Force Participants: Parker Police Department, Quartzsite Marshal's Office, Colorado River Indian Tribal Police Department, La Paz County Attorney's Office, La Paz County Sheriff's Office.

Objective: To coordinate resources available from all agencies for a cooperative effort to combat the drug and gang problem in La Paz and neighboring jurisdiction.

Project Activity: Since its inception in 1988, the La Paz County Narcotics Task Force has made 1,346 drug arrests, 65 percent (875) of which were for sales/trafficking offenses. The unit has seized 628 pounds of cocaine, 8,388 pounds of marijuana, 1,496 cannabis plants under cultivation, more than 323 pounds of methamphetamine, 161,786 dosage units of other dangerous drugs, and 2.03 pounds of heroin. Drug law violators' assets with an estimated value of \$5,948,396 were also seized for forfeiture.



ARRESTS	FY2003	FY2004	FY2005
Use/Possession	11	11	33
Sales/Trafficking	67	35	40
Total	78	46	73
DRUGS SEIZURES			
Cocaine (grams)	133,198	68	2,778
Heroin (grams)	15	5	1
Methamphetamine (grams)	3,346	1,157	14,976
Cannabis (pounds)	1,866	874	1,737
Cannabis (plants)	1	8	0
Other drugs (dosage units)	147	287	0
ESTIMATED VALUE OF SEIZURES	\$465,853	\$203,121	\$903,831

* Estimated gross value of non-drug seizures (See NOTICE on page 7)

Maricopa County Neighborhood Narcotics Enforcement Team

Source and amount of monies received:

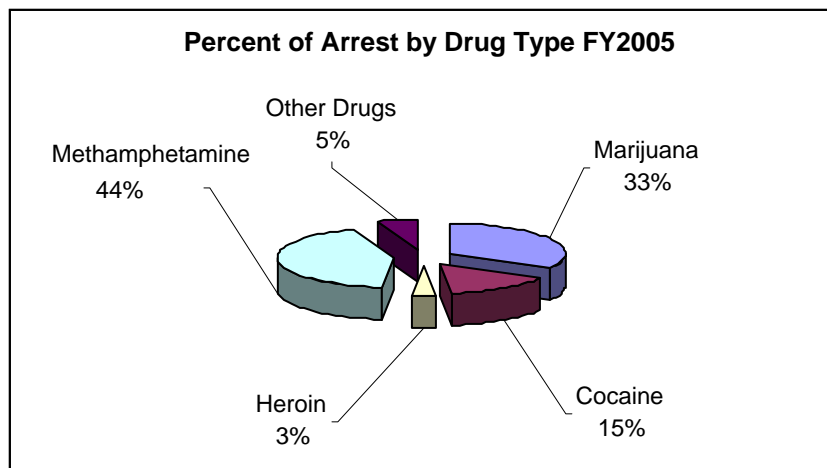
FY 2005 Drug and Gang Enforcement Account Funds:	\$401,528
Includes Local Cash Matching Funds of:	92,986
Includes State Enhancement Funds of:	29,576

Project Description: The Maricopa County Neighborhood Narcotics Enforcement Team combines resources of individual agencies in western Maricopa County to combat the increasing gang and narcotic activities in these communities. The Maricopa County Neighborhood Narcotics Enforcement Team is administered by the Maricopa County Sheriff's Office.

Task Force Participants: El Mirage Police Department, Goodyear Police Department, Surprise Police Department, Maricopa County Sheriff's Office.

Objective: To reduce the sale, distribution, and use of illegal drugs and to reduce gang involvement in criminal activities through using direct enforcement details and public education.

Project Activity: The Maricopa County Neighborhood Narcotics Enforcement Team was initiated in July 1993. This task force has made 1,490 drug related arrests, of which 44 percent (659) were for sales/trafficking offenses. They have seized more than 19 pounds of cocaine, 12,669 pounds of marijuana, almost 5 pounds of heroin, over 12 pounds of methamphetamine, and 40,306 dosage units of other dangerous drugs. Drug law violators' assets with an estimated value of \$1,296,146 were also seized for forfeiture.



ARRESTS	FY2003	FY2004	FY2005
Use/Possession	72	51	31
Sales/Trafficking	93	84	60
Total	165	135	91
DRUGS SEIZURES			
Cocaine (grams)	117	432	181
Heroin (grams)	1,191	28	19
Methamphetamine (grams)	4,794	3,073	2,751
Cannabis (pounds)	2,597	4,713	1,261
Cannabis (plants)	35	60	1,178
Other drugs (dosage units)	160	631	698
ESTIMATED VALUE OF SEIZURES	\$74,310	\$353,006	\$270,642

* Estimated gross value of non-drug seizures (See NOTICE on page 7)

Mohave Area General Narcotics Enforcement Team (MAGNET)

Source and amount of monies received:

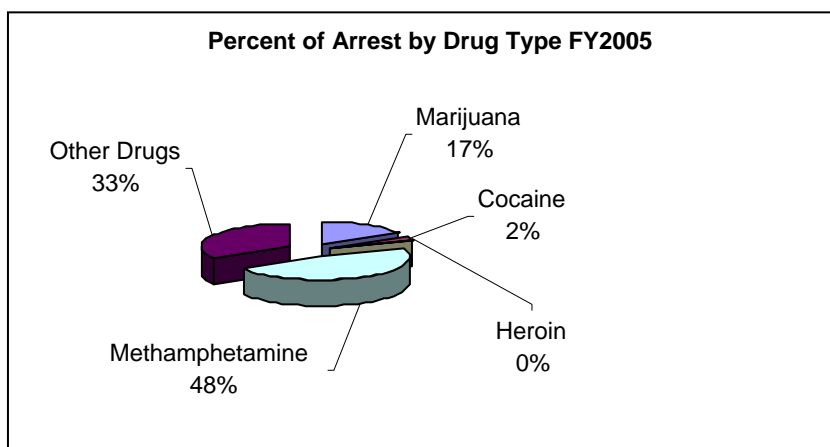
FY 2005 Drug and Gang Enforcement Account Funds:	\$372,167
Includes Local Cash Matching Funds of:	86,188
Includes State Enhancement Funds of:	27,414

Project Description: MAGNET is a multi-jurisdictional, multi-agency narcotics task force organized to identify, arrest, and prosecute drug traffickers, seize drugs and cash assets, and follow investigative leads on narcotics smuggling and illegal drug laboratory activity in Mohave County. MAGNET is administered by the Kingman Police Department.

Task Force Participants: Lake Havasu City Police Department, Bullhead City Police Department, Arizona Department of Public Safety, Mohave County Attorney's Office, Mohave County Sheriff's Office, Drug Enforcement Administration, Federal Bureau of Investigation, Kingman Police Department.

Objective: To maintain and continue a county-wide intelligence network, continue to participate in community policy activities, maintain and expand informant and information sources for education.

Project Activity: The MAGNET task force has made 7,770 arrests since its inception in April 1988. Of these, 40 percent (3,109) were for sales/trafficking offenses. The task force has seized 3,782 pounds of cocaine, 16,395 pounds of marijuana, 26,272 cannabis plants under cultivation, more than 11 pounds of heroin, 348 pounds of methamphetamine, and more than 985,028 dosage units of other dangerous drugs. The unit has also seized an estimated \$11,598,065 in drug law violators' assets.



ARRESTS	FY2003	FY2004	FY2005
Use/Possession	349	408	309
Sales/Trafficking	133	142	116
Total	482	550	425
DRUGS SEIZURES			
Cocaine (grams)	4,103	5,100	373,406
Heroin (grams)	35	70	62
Methamphetamine (grams)	4,484	6,509	24,550
Cannabis (pounds)	1,074	3,687	2,005
Cannabis (plants)	110	44	41
Other drugs (dosage units)	5,280	65,379	178,328
ESTIMATED VALUE OF SEIZURES	\$236,099	\$515,939	\$413,559

* Estimated gross value of non-drug seizures (See NOTICE on page 7)

Navajo County Major Crimes Apprehension Team

Source and amount of monies received:

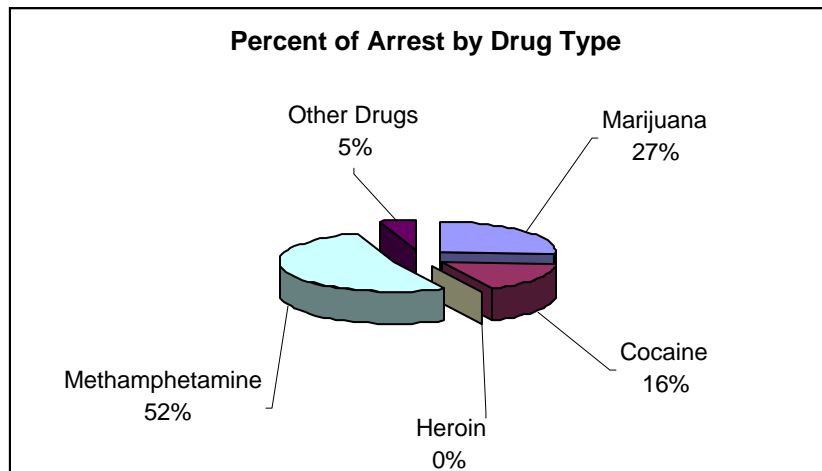
FY 2005 Drug and Gang Enforcement Account Funds:	\$279,403
Includes Local Cash Matching Funds of:	64,707
Includes State Enhancement Funds of:	20,581

Project Description: The Navajo County Major Crimes Apprehension Team is a formally organized, multi-jurisdictional, multi-agency task force operating throughout Navajo County with state and local officers to identify, arrest, and vigorously prosecute drug traffickers and to seize drugs and drug law violators' assets. The Major Crimes Apprehension Team is administered by the Navajo County Sheriff's Office.

Task Force Participants: Holbrook Police Department, Show Low Police Department, Winslow Police Department, Snowflake-Taylor Police Department, Arizona Department of Public Safety, Pinetop-Lakeside Police Department, Navajo County Sheriff's Office.

Objective: To reduce the level of gang related activity and associated criminal behavior throughout Navajo County and to identify terrorist activities.

Project Activity: Since its inception in April 1988 this task force has seized more than 276 pounds of cocaine, 10,179 pounds of marijuana, 2,242 marijuana plants under cultivation, more than 53 pounds of methamphetamine and nominal amounts of other illicit drugs. The unit has made 2,316 arrests of which 56 percent (1,295) were for sales/trafficking offenses. The task force also seized traffickers' assets with an estimated value of \$4,587,822.



ARRESTS	FY2003	FY2004	FY2005
Use/Possession	70	54	54
Sales/Trafficking	164	91	96
Total	234	145	150
DRUGS SEIZURES			
Cocaine (grams)	6,028	18,927	1938
Heroin (grams)	30	1	1
Methamphetamine (grams)	12,183	426	1090
Cannabis (pounds)	1,995	724	71
Cannabis (plants)	14	21	13
Other drugs (dosage units)	77,465	2,292	595
ESTIMATED VALUE OF SEIZURES	\$31,318	\$24,965	\$43,334

* Estimated gross value of non-drug seizures (See NOTICE on page 7)

Northern Arizona Street Crimes Task Force METRO

Source and amount of monies received:

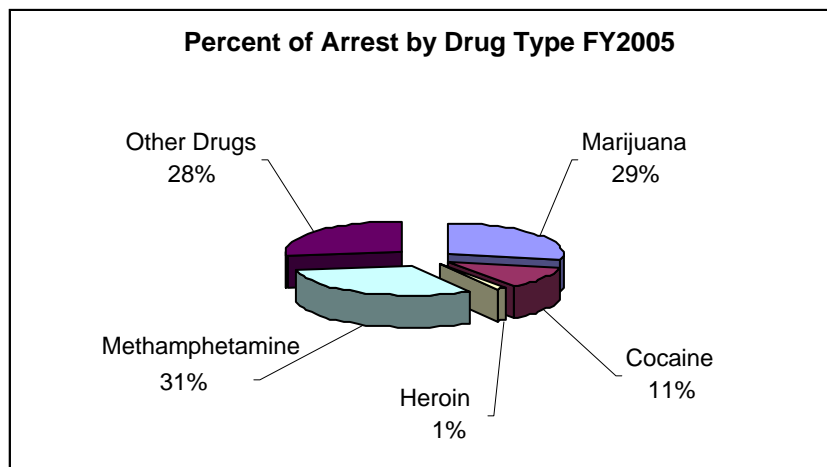
FY 2005 Drug and Gang Enforcement Account Funds:	\$286,995
Includes Local Cash Matching Funds of:	66,462
Includes State Enhancement Funds of:	21,140

Project Description: The Northern Arizona Street Crimes Task Force (METRO) is formally organized under a board of directors in Coconino County combining federal, state and local resources to identify, investigate, arrest and prosecute drug law violators and seize their illicit drugs and assets, as well as to assist in any major felony investigation in the county when necessary. The METRO Task Force is administered by the Flagstaff Police Department.

Task Force Participants: Northern Arizona University Police, Arizona Department of Public Safety, Williams Police Department, Federal Bureau of Investigation, U.S. Customs Service, the Coconino County Sheriff's Office, Coconino County Attorney's Office, Flagstaff Police Department.

Objective: To investigate arrest and prosecute gang members and narcotics traffickers in Northern Arizona through the support of criminal investigations, comprehensive training, and intelligence information.

Project Activity: This multi-agency task force has made 2,961 arrests since its inception in April 1988, of which 48 percent (1,430) were for drug sales/trafficking offenses. The task force has seized 1,030 pounds of cocaine, 22,029 pounds of marijuana, 4,004 cannabis plants under cultivation, more than a pound of heroin, more than 87 pounds of methamphetamine, and 67,371 dosage units of dangerous drugs. The unit has also seized drug law violators' assets with an estimated value of \$5,548,423.



ARRESTS	FY2003	FY2004	FY2005
Use/Possession	108	100	88
Sales/Trafficking	62	70	61
Total	170	170	149
DRUGS SEIZURES			
Cocaine (grams)	56	4	4,250
Heroin (grams)	0	3	24
Methamphetamine (grams)	1,236	611	512
Cannabis (pounds)	125	95	20
Cannabis (plants)	112	108	246
Other drugs (dosage units)	1,326	2,204	13,485
ESTIMATED VALUE OF SEIZURES	\$332,965	\$46,446	\$125,897

* Estimated gross value of non-drug seizures (See NOTICE on page 7)

Partners Against Narcotics Trafficking (PANT)

Source and amount of monies received:

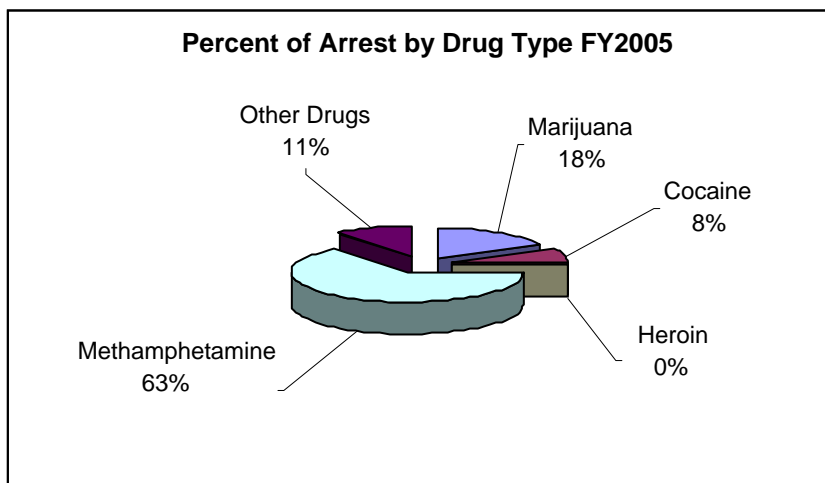
FY 2005 Drug and Gang Enforcement Account Funds:	\$473,649
Includes Local Cash Matching Funds of:	109,690
Includes State Enhancement Funds of:	34,889

Project Description: The Partners Against Narcotics Trafficking (PANT) is a formally organized, multi-jurisdictional, multi-agency task force operating in Yavapai County to identify, arrest, and prosecute drug traffickers, seize drugs and cash assets, and conduct multi-level narcotics enforcement and investigative activities. PANT is administered by the Sedona Police Department.

Task Force Participants: Yavapai County Sheriff's Office, Prescott Valley Police Department, Chino Valley Police Department, Arizona Department of Public Safety, Clarkdale Police Department, Camp Verde Marshal's Office, Cottonwood Police Department, Jerome Police Department, Sedona Police Department, Yavapai Prescott Tribal Police Department, Prescott Police Department.

Objective: To maintain and increase intelligence network, identify and interact with suspects who are gang members, educate youth and parents to the danger of involvement with gangs and use of drugs, and to solve violent and gang related crimes.

Project Activity: Since its inception in April 1988, this task force has made 3,091 arrests, of which 45 percent (1,403) were for sales/trafficking offenses. The unit has seized 1,593 pounds of cocaine, 16,940 pounds of marijuana, 28,683 cannabis plants under cultivation, 3 pounds of heroin, more than 270 pounds of methamphetamine, and 707,240 dosage units of other dangerous drugs. Non-drug assets with an estimated value of \$6,735,917 were also seized.



ARRESTS	FY2003	FY2004	FY2005
Use/Possession	104	85	70
Sales/Trafficking	78	68	78
Total	182	153	148
DRUGS SEIZURES			
Cocaine (grams)	314	501	185
Heroin (grams)	0	28	1
Methamphetamine (grams)	1,075	1,132	3,507
Cannabis (pounds)	13	60	61
Cannabis (plants)	11	811	23
Other drugs (dosage units)	532	6,591	659
ESTIMATED VALUE OF SEIZURES	\$83,672	\$453,378	\$349,547

* Estimated gross value of non-drug seizures (See NOTICE on page 7)

Pinal County Drug and Gang Enforcement Multi-agency Task Force

Source and amount of monies received:

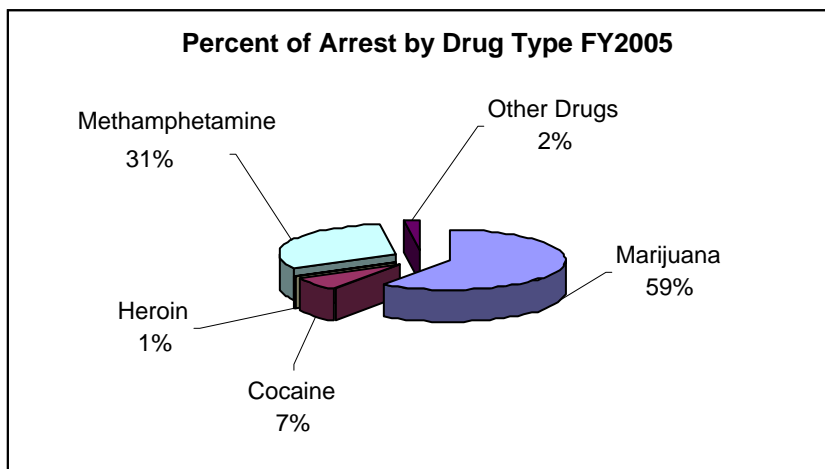
FY 2005 Drug and Gang Enforcement Account Funds:	\$254,622
Includes Local Cash Matching Funds of:	58,963
Includes State Enhancement Funds of:	18,755

Project Description: The Pinal County Drug and Gang Enforcement Multi-agency Task Force is a multi-jurisdictional, multi-agency unit organized to identify, arrest, and prosecute individual traffickers at the street, mid and upper-level. The task force is administered by the Pinal County Sheriff's Office. The task force works to seize drugs and cash assets; and pursue investigative leads to upper-level drug trafficking organizations operating in the federally designated Southwest Border High Intensity Drug Trafficking Area (HIDTA) that includes Pinal County.

Task Force Participants: Casa Grande Police Department, Eloy Police Department, Kearny Police Department, Arizona Department of Public Safety, Coolidge Police Department, Pinal County Sheriff's Office.

Objective: To dismantle drug smuggling operations, increase pressure on drug smuggling, continue to improve networking of agencies in Pinal County and continue efforts of creating a more cohesive network of agencies.

Project Activity: This task force has made 4,527 drug arrests since its inception in 1988. Of these, 44 percent (1,998) were for drug sales/trafficking offenses. The task force has seized 3,965 pounds of cocaine, 111,092 pounds of marijuana, 4,513 cannabis plants under cultivation, 95 pounds of methamphetamine, more than 66 pounds of heroin and large amounts of other illicit drugs. In addition, drug law violator's assets valued at \$14,463,188 were also seized for forfeiture.



ARRESTS	FY2003	FY2004	FY2005
Use/Possession	197	167	206
Sales/Trafficking	222	113	121
Total	419	280	327
DRUGS SEIZURES			
Cocaine (grams)	23,463	450	38,105
Heroin (grams)	0	4	22
Methamphetamine (grams)	4,423	3,139	13,662
Cannabis (pounds)	16,498	10,300	29,892
Cannabis (plants)	168	27	65
Other drugs (dosage units)	2	4,532	323
ESTIMATED VALUE OF SEIZURES	\$1,554,535	\$340,056	\$803,290

* Estimated gross value of non-drug seizures (See NOTICE on page 7)

Santa Cruz County METRO Task Force

Source and amount of monies received:

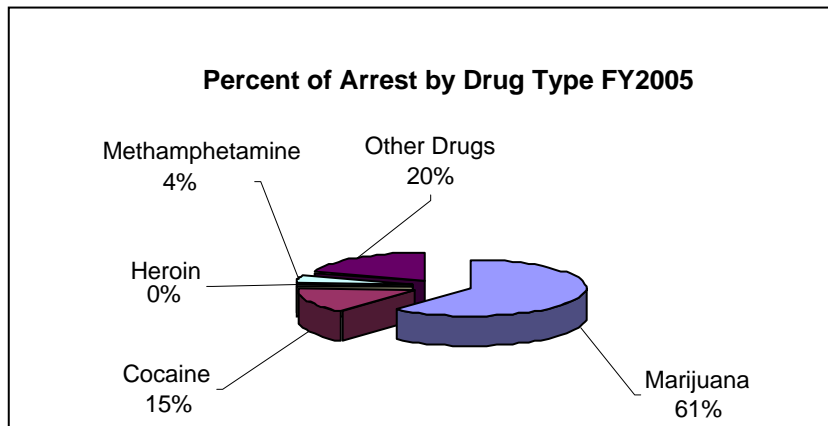
FY 2005 Drug and Gang Enforcement Account Funds:	\$248,759
Includes Local Cash Matching Funds of:	57,609
Includes State Enhancement Funds of:	18,323

Project Description: The Santa Cruz County Multi-agency Enforcement Against Trafficking and Racketeering Offenses (METRO) Task Force is organized to work closely with federal agencies, particularly the Drug Enforcement Administration, to address drug trafficking problems in Nogales and Santa Cruz County. METRO is administered by the Santa Cruz County Sheriff's Office. Santa Cruz County has been designated a Southwest Border High Intensity Drug Trafficking Area.

Task Force Participants: Nogales Police Department, Arizona National Guard Joint Counter Narcotics Task Force, Arizona Department of Public Safety, Drug Enforcement Administration, Federal Bureau of Investigation, Santa Cruz County Attorney's Office, United States Border Patrol, United States Customs Office of Investigations, and the Santa Cruz County Sheriff's Office.

Objective: To engage in intensive drug and gang enforcement activities to the extent that a high risk atmosphere is created for drug violators, resulting in a major deterrent effect on illegal drug trafficking activities.

Project Activity: This strategically located unit continues its high level of productivity. Since it was combined with the Nogales CEASE task force in July 1990, the Santa Cruz County METRO Task Force has made 3,968 drug arrests. The task force has seized 9,473 pounds of cocaine, more than 53 pounds of heroin, and 310,807 pounds of marijuana, along with drug law violators' assets with an estimated value of \$10,288,830.



ARRESTS	FY 2003	FY2004	FY2005
Use/Possession	372	405	509
Sales/Trafficking	0	0	0
Total	372	405	509
DRUGS SEIZURES			
Cocaine (grams)	601,119	76,822	134,557
Heroin (grams)	0	23,272	6
Methamphetamine(grams)	20,895	60,686	106,563
Cannabis (pounds)	21,234	24,561	48,273
Cannabis (plants)	7	8	16
Other drugs (dosage units)	3,478	1,237	2,888
ESTIMATED VALUE OF SEIZURES	\$874,643	\$933,917	\$1,946,199

* Estimated gross value of non-drug seizures (See NOTICE on page 7)

Southeastern Arizona Drug, Gang and Violent Crime Task Force

Source and amount of monies received:

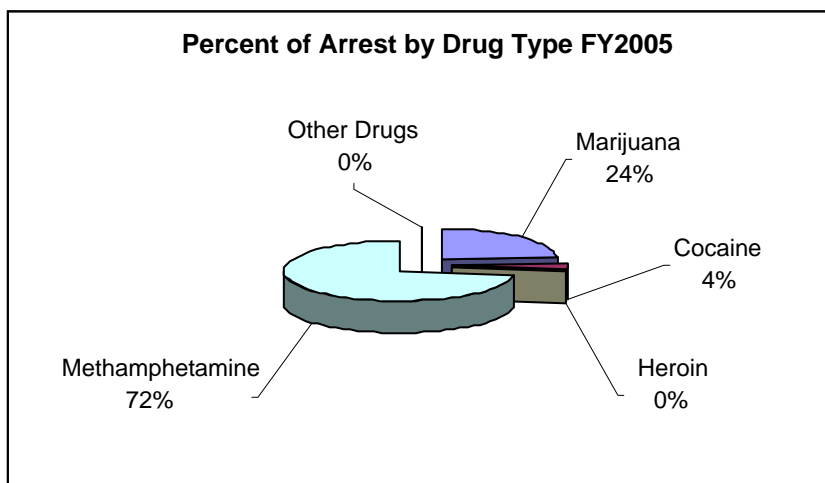
FY 2005 Drug and Gang Enforcement Account Funds:	\$32,000
Includes Local Cash Matching Funds of:	7,411
Includes State Enhancement Funds of:	2,357

Project Description: The Southeastern Arizona Drug, Gang and Violent Crime Task Force is a multi-jurisdictional, multi-agency task force, formally organized to conduct drug interdiction, marijuana field eradication, street-level narcotics enforcement and investigative activities throughout Graham County. The Task Force is administered by the Graham County Sheriff's Office.

Task Force Participants: Safford Police Department, Thatcher Police Department, Pima Police Department, Graham County Sheriff's Office.

Objective: To identify, investigate, arrest and prosecute those involved in illegal drugs, gang activity and violent crimes in Graham County and reduce the use of illegal drugs, gang activity and violent crimes.

Project Activity: This small rural county task force has made 1,104 arrests since its inception in April 1988; of these, 55 percent (610) were for sales/trafficking offenses. The task force has seized more than 2 pounds of cocaine, 1,379 pounds of marijuana, 497 cannabis plants under cultivation, and smaller amounts of other dangerous drugs. The task force has seized an estimated \$539,532 in drug law violators' assets.



ARRESTS	FY2003	FY2004	FY2005
Use/Possession	25	40	34
Sales/Trafficking	47	58	50
Total	72	98	84
DRUGS SEIZURES			
Cocaine (grams)	0	0	4
Heroin (grams)	0	0	1
Methamphetamine (grams)	116	261	937
Cannabis (pounds)	7	229	260
Cannabis (plants)	0	0	99
Other drugs (dosage units)	55	55	2
ESTIMATED VALUE OF SEIZURES	\$31,925	\$13,095	\$55,073

* Estimated gross value of non-drug seizures (See NOTICE on page 7)

Southwest Border Alliance Narcotics Enforcement Team (SWBA)

Source and amount of monies received:

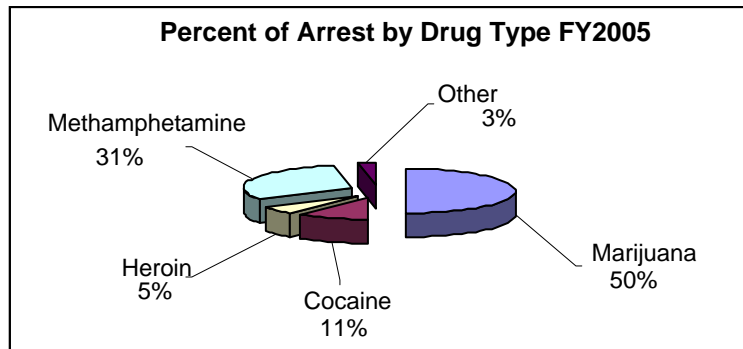
FY 2005 Drug and Gang Enforcement Account Funds:	\$247,631
Includes Local Cash Matching Funds of:	57,348
Includes State Enhancement Funds of:	18,240

Project Description: The Southwest Border Alliance Narcotics Enforcement Team (SWBA) is a consolidated, multi-jurisdictional, multi-agency task force organized to identify, arrest, and prosecute drug traffickers, seize drugs and cash assets and follow investigative leads on drug smuggling activity in the federally designated High Intensity Drug Trafficking Area of the Southwest Border, which includes Yuma County. The Southwest Border Alliance is administered by the Yuma Police Department.

Task Force Participants: Yuma County Sheriff's Department, Somerton Police Department, San Luis Police Department, Yuma County Attorney's Office, Yuma Police Department.

Objective: To reduce the illegal importation and transportation of illicit drugs and narcotics by identifying, arresting and prosecuting violators, seizing illicit drugs and traffickers' assets, and locating and seizing illegal drug laboratories.

Project Activity: Since its inception in April 1988, the SWBA Task Force has arrested 6,609 drug law violators, 71 percent (4703) of which were for sales/trafficking offenses. The task force continues to maintain significant levels of productivity with illicit drug seizures including 16,022 pounds of cocaine, 240,271 pounds of marijuana, 218 pounds of heroin, more than 1,185 pounds of methamphetamine, and 585,261 dosage units of other dangerous drugs. They have also seized drug law violators' assets with an estimated value of \$12,685,557. These statistics continue to show the severity of an enormous drug trafficking problem along the border between the United States and the Republic of Mexico.



ARRESTS	FY2003	FY2004	FY2005
Use/Possession	118	105	89
Sales/Trafficking	334	316	207
Total	452	421	296
DRUGS SEIZURES			
Cocaine (grams)	106,113	169,220	289,408
Heroin (grams)	24	30,658	5,820
Methamphetamine (grams)	30,377	71,366	93,748
Cannabis (pounds)	5,990	24,037	11,713
Cannabis (plants)	11	8	27
Other drugs (dosage units)	1,802	8,358	41,815
ESTIMATED VALUE OF SEIZURES	\$285,149	\$840,460	\$290,566

* Estimated gross value of non-drug seizures (See NOTICE on page 7)

**PROSECUTION (MULTI-JURISDICTIONAL, MULTI-AGENCY)
TASK FORCE ACTIVITIES**

DRUG AND GANG ENFORCEMENT ACCOUNT

	<u>FY 2005</u>
<i>Apache County Drug, Gang and Violent Crime Prosecution Program</i>	<i>\$98,923</i>
<i>Arizona Forfeiture Support Services Project</i>	<i>1,023,398</i>
<i>Cochise County Border Alliance Group (BAG)</i>	<i>184,752</i>
<i>Coconino County Prosecution of Drug Cases and Forfeitures</i>	<i>165,419</i>
<i>Gila County Drug Prosecution and Asset Forfeiture Program</i>	<i>75,947</i>
<i>La Paz County Drug Task Force Prosecutor</i>	<i>69,371</i>
<i>Maricopa County Attorney's Office Special Crimes, Gang, Homicide, Trial and Drug Diversion Bureaus</i>	<i>1,589,844</i>
<i>Mohave Area General Narcotics Enforcement Team (MAGNET)</i>	<i>219,738</i>
<i>Navajo County Violent and Major Prosecution Enhancement</i>	<i>117,408</i>
<i>Pima County Drug Prosecution Project</i>	<i>532,935</i>
<i>Partners Against Narcotics Trafficking (PANT)</i>	<i>84,957</i>
<i>Pinal County Drug Prosecution Unit</i>	<i>192,453</i>
<i>Santa Cruz County Drug Prosecution Program</i>	<i>48,062</i>
<i>Tucson City Attorney's Drug Enforcement Project</i>	<i>316,559</i>
<i>Yuma County Drug, Gang and Violence Prosecution</i>	<i>337,721</i>
<i>TOTAL</i>	<i>\$5,057,487</i>

Apache County Drug Gang and Violent Crime Prosecution Program

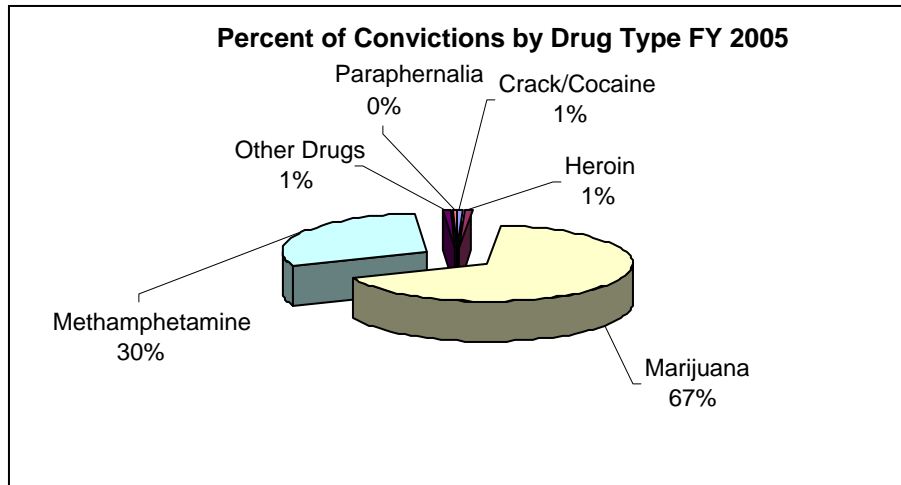
Source and amount of monies received:

FY 2005 Drug and Gang Enforcement Account Funds:	\$98,923
Includes Local Cash Matching Funds of:	22,909
Includes State Enhancement Funds of:	7,287

Project Description: This project is administered by the Apache County Attorney’s Office. Funding gives them the ability to provide enhanced drug and gang prosecution, asset forfeiture processing and litigation service for the Apache County Cooperative Enforcement Narcotics Team and all other law enforcement agencies in Apache County.

Objective: To successfully develop cases and prosecute drug and gang offenders with the use of a full-time drug and gang prosecution and asset forfeiture attorney.

Project Activity: The attorney assigned to this project is an integral component of the ACCENT narcotics task force, providing direct, consistent handling of its drug cases. This project concluded 2,055 drug cases, resulting in 816 felony and 703 misdemeanor convictions since July 1991. Of those convicted: 107 were sent to prison, 199 spent time in jail and 937 were placed on probation. The unit obtained the forfeiture of \$296,957 in drug law violators' assets.



NUMBER OF CASES CONCLUDED	FY2003	FY2004	FY2005
Total	117	141	180
NUMBER OF CONVICTIONS			
Felony	55	64	87
Misdemeanor	34	47	63
Undesignated	0	0	0
Number of Sentences			
Prison	6	17	14
Jail/Probation	5	14	10
Probation	57	53	100
ESTIMATED VALUE OF SEIZURES			
Total	\$3,005	\$0	\$1,382

*Undesignated at time of conviction, type of conviction depends upon the fulfillment of other obligations.

Arizona Forfeiture Support Services Project

Source and amount of monies received:

FY 2005 Drug and Gang Enforcement Account Funds:	\$1,023,398
Includes Local Cash Matching Funds of:	237,004
Includes State Enhancement Funds of:	75,383

Project Description: This program is administered by the Arizona Attorney General's Office. The Arizona Forfeiture Support Services Project provides legal resources to bring civil remedies to bear on drug traffickers and financiers. Services are available to county attorneys and law enforcement agencies statewide.

Objective: To assist the United States Attorney and county attorneys in drug violator asset seizure and forfeiture cases, provide investigative training to attorneys and law enforcement officers, provide professional management services, and provide investigative and litigation services on a 24-hour basis.

Project Activity: The Forfeiture Support Services Project has been a significant asset to county attorneys and law enforcement agencies throughout Arizona. The project provides a regularly updated manual on drug violator asset recovery and forfeiture to other agencies, and oversees the management and disposition of seized and forfeited property for participating departments. Training is excellent and highly acclaimed by officers and attorneys involved. The project has reported the successful forfeiture of drug violator assets totaling \$34,058,711 since July 1991. A substantial portion of this amount is used by the seizing agencies for task force enhancement and assistance.

NUMBER OF CASES CONCLUDED	FY2003	FY2004	FY2005
Total	N/A	N/A	N/A
NUMBER OF CONVICTIONS			
Felony	N/A	N/A	N/A
Misdemeanor	N/A	N/A	N/A
Undesignated	N/A	N/A	N/A
Number of Sentences			
Prison	N/A	N/A	N/A
Jail/Probation	N/A	N/A	N/A
Probation	N/A	N/A	N/A
ESTIMATED VALUE OF SEIZURES			
Total	\$5,268,969	\$7,853,080	\$7,439,444

N/A = Data not relevant, funded as a forfeiture support services project only.

Cochise County Border Alliance Group (BAG)

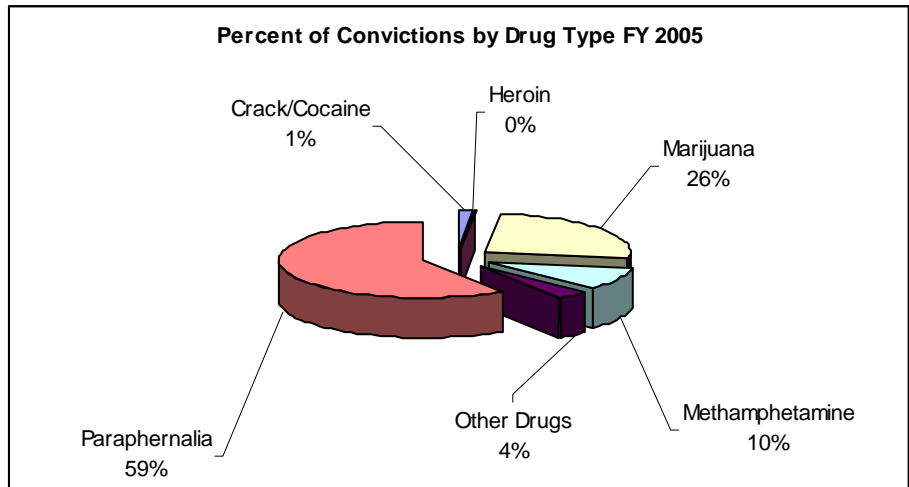
Source and amount of monies received:

FY 2005 Drug and Gang Enforcement Account Funds:	\$184,752
Includes Local Cash Matching Funds of:	42,738
Includes State Enhancement Funds of:	13,609

Project Description: This project is administered by the Cochise County Attorney's Office. This unit gives the Cochise County Attorney's Office the ability to effectively handle the increased number of drug prosecution and civil forfeiture cases resulting from the aggressive activities of the Border Alliance Group (BAG). Cochise County is one of the counties that make up Arizona's portion of the federally designated High Intensity Drug Trafficking Area (HIDTA). The unit prosecutes drug cases for all law enforcement agencies in Cochise County, including numerous cases received from the United States Border Patrol, United States Customs and other federal agencies operating along the United States border with Mexico.

Objective: To successfully prosecute drug offenders involved in the manufacture, trafficking and use of drugs in Cochise County.

Project Activity: This project continues to be a vital component of the Border Alliance Group task force and drug enforcement activity in Cochise County. Since July 1991, the unit has concluded 7,420 drug prosecution cases, resulting in 2,841 felony and 1,548 misdemeanor convictions. Of those convicted 721 were sent to prison, 1,077 spent time in jail, and 1,881 were placed on probation. The unit obtained the forfeiture of \$3,431,640 in drug law violators' assets. In FY 2005, 103 offenders were diverted to treatment in lieu of prosecution.



NUMBER OF CASES CONCLUDED	FY2003	FY2004	FY2005
Total	784	860	921
NUMBER OF CONVICTIONS			
Felony	263	195	146
Misdemeanor	250	290	318
Undesignated	38	48	38
Number of Sentences			
Prison	79	71	48
Jail/Probation	135	112	128
Probation	213	235	209
ESTIMATED VALUE OF SEIZURES			
Total	\$299,875	\$285,226	\$160,901

*Undesignated at time of conviction, type of conviction depends upon the fulfillment of other obligations.

Coconino County Prosecution of Drug Cases and Forfeitures

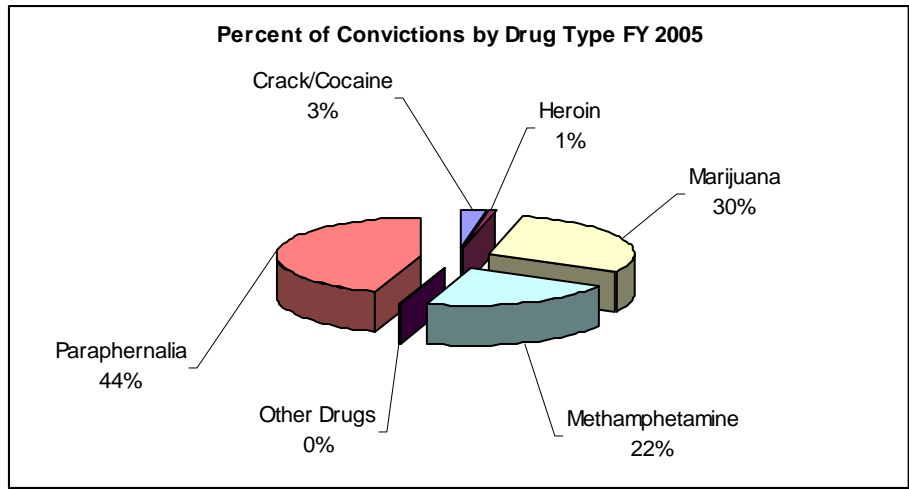
Source and amount of monies received:

FY 2005 Drug and Gang Enforcement Account Funds:	\$165,419
Includes Local Cash Matching Funds of:	38,310
Includes State Enhancement Funds of:	12,185

Project Description: This project is administered by the Coconino County Attorney's Office. The project provides direct assistance to the Northern Arizona Metro Narcotics Task Force in case preparation and development and prosecutes drug and gang cases from all law enforcement agencies in Coconino County. The unit also provides civil forfeiture litigation services to the task force and other agencies.

Objective: To expedite the successful adjudication of cases involving drug-related crimes, repeat offenders, violent offenders, community property crimes, and gang-related offenses in Coconino County and to pursue asset forfeitures on drug-related cases.

Project Activity: The Coconino County Attorney's Drug Prosecution project continues to provide effective, efficient processing of drug prosecution and asset forfeiture cases from the Northern Arizona Metro Task Force and other agencies. Since July 1991, the unit has concluded 7,215 drug cases, resulting in 2,652 felony and 1,786 misdemeanor convictions. Of those convicted, 717 were sent to prison, 1,197 spent time in jail, and 1,704 were placed on probation. The unit has reported the forfeiture of \$4,067,965 in drug law violators' assets.



NUMBER OF CASES CONCLUDED	FY2003	FY2004	FY2005
Total	872	385	366
NUMBER OF CONVICTIONS			
Felony	215	86	156
Misdemeanor	81	87	83
Undesignated	12	33	76
Number of Sentences			
Prison	34	30	58
Jail/Probation	75	38	65
Probation	117	72	150
ESTIMATED VALUE OF SEIZURES			
Total	\$602,467	\$258,058	\$154,489

*Undesignated at time of conviction, type of conviction depends upon the fulfillment of other obligations.

Gila County Drug Prosecution and Asset Forfeiture Program

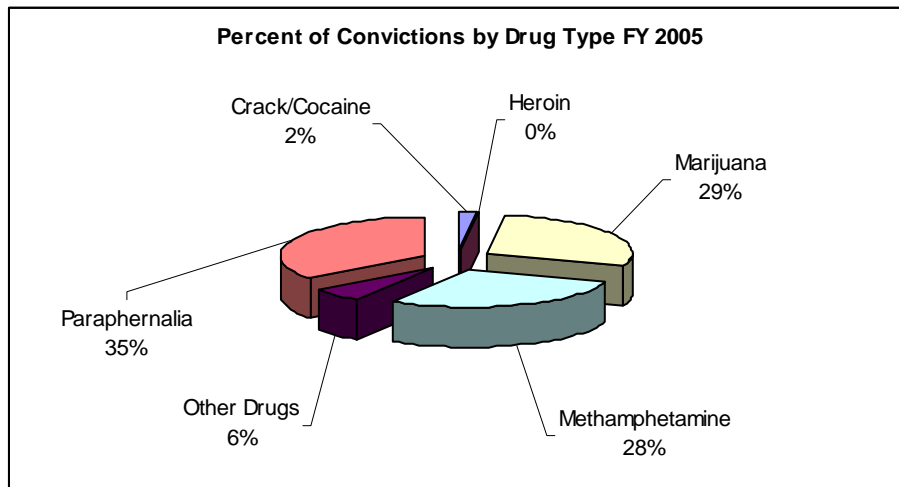
Source and amount of monies received:

FY 2005 Drug and Gang Enforcement Account Funds:	\$75,947
Includes Local Cash Matching Funds of:	17,588
Includes State Enhancement Funds of:	5,594

Project Description: This project is administered by the Gila County Attorney's Office. This project supports the provision of drug and gang prosecution, asset forfeiture processing and litigation for the Gila County Narcotic Task Force and other law enforcement agencies in Gila County.

Objective: To provide effective and consistent drug and gang prosecution and asset forfeiture case development and litigation.

Project Activity: The attorney assigned to this project continues to work closely with the Gila County Narcotics Task Force to assist with case development, drug and gang prosecution and forfeiture of seized assets. From July 1991, the project has concluded 2,839 drug cases. This resulted in 2,030 felony and 403 misdemeanor convictions. Of those convicted, 292 were sent to prison, 671 spent time in jail, and 1,436 were placed on probation. The project has achieved the successful forfeiture of \$734,478 in drug violators' assets.



NUMBER OF CASES CONCLUDED	FY2003	FY2004	FY2005
Total	263	180	175
NUMBER OF CONVICTIONS			
Felony	195	121	141
Misdemeanor	36	28	19
Undesignated	0	0	0
Number of Sentences			
Prison	15	20	33
Jail/Probation	45	48	55
Probation	171	81	72
ESTIMATED VALUE OF SEIZURES			
Total	\$96,046	\$14,176	\$61,165

*Undesignated at time of conviction, type of conviction depends upon the fulfillment of other obligations.

La Paz County Drug Task Force Prosecutor

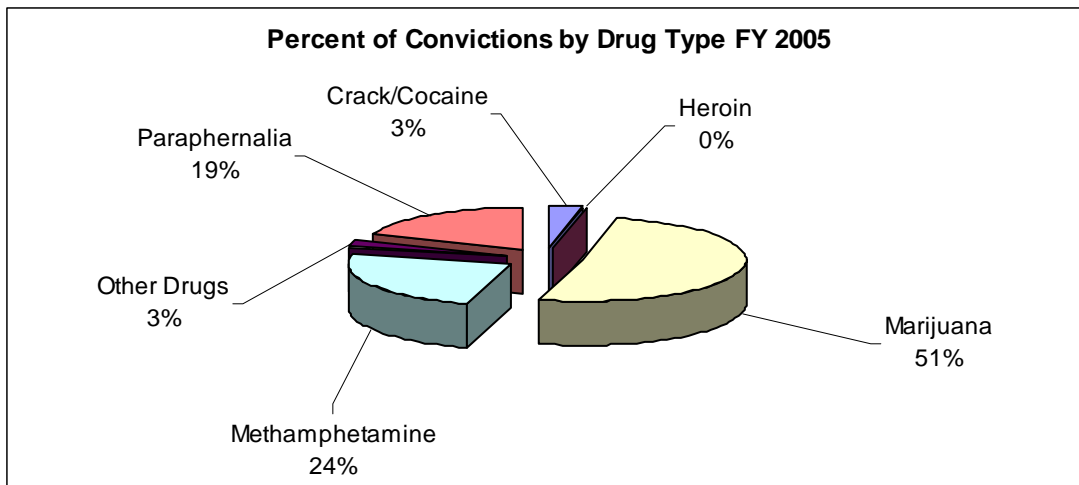
Source and amount of monies received:

FY 2005 Drug and Gang Enforcement Account Funds:	\$69,371
Includes Local Cash Matching Funds of:	16,068
Includes State Enhancement Funds of:	5,110

Project Description: This project is administered by the La Paz County Attorney's Office. This project provides the ability to successfully handle drug and gang prosecution and asset forfeiture litigation cases for the La Paz County Narcotics Task Force and other law enforcement agencies in La Paz County.

Objective: To provide legal assistance to prosecute drug cases in La Paz County; target persons involved in drug trafficking; lending guidance, education, training, leadership and counsel to law enforcement agencies in La Paz County; provide legal assistance to the task force; enhance communications with other law enforcement agencies; evaluate seizures of property associated with drug cases; provide prosecutorial resources to pursue drug cases related to organized crime, racketeering and money laundering.

Project Activity: The La Paz County Drug Prosecutor has become a vital component of the La Paz County Narcotics task force. Since July 1992, the project has concluded 2,548 drug cases, resulting in 824 felony and 1,206 misdemeanor convictions. Of those convicted, 235 were sent to prison, 469 spent time in jail, and 574 were placed on probation. The project has achieved a successful forfeiture of \$2,607,365 in drug violators' assets.



NUMBER OF CASES CONCLUDED	FY2003	FY2004	FY2005
Total	256	290	231
NUMBER OF CONVICTIONS			
Felony	83	87	93
Misdemeanor	115	166	136
Undesignated	0	0	0
Number of Sentences			
Prison	14	14	11
Jail/Probation	46	38	32
Probation	89	91	133
ESTIMATED VALUE OF SEIZURES	\$195,068	\$304,871	\$166,633

*Undesignated at time of conviction, type of conviction depends upon the fulfillment of other obligations.

Maricopa County Attorney's Office Special Crimes, Gang, Homicide, Trial and Drug Diversion Bureaus

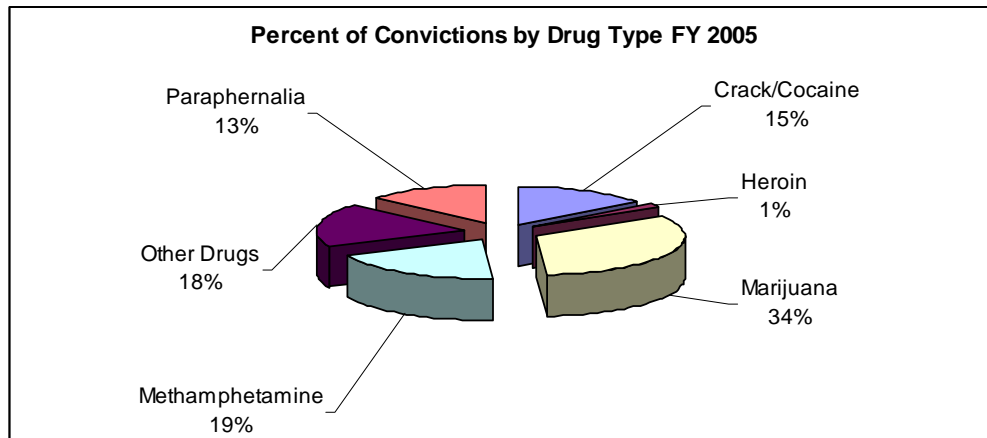
Source and amount of monies received:

FY 2005 Drug and Gang Enforcement Account Funds:	\$1,589,844
Includes Local Cash Matching Funds of:	368,181
Includes State Enhancement Funds of:	117,107

Project Description: This project is administered by the Maricopa County Attorney's Office. The Maricopa County Attorney's Office assigns investigators directly to multi-jurisdictional task forces in Maricopa County. The two trial bureaus and one diversion section maintain attorneys on call 24-hours, seven days a week to assist law enforcement agencies throughout Maricopa County in narcotics case development, investigation and processing. The diversion section screens and evaluates drug law use violators for an extensive deferred prosecution program. The unit is well organized and managed to expedite the investigation and successful prosecution of drug cases and the forfeiture of seized assets.

Objective: To coordinate and cooperate with all county law enforcement and prosecutorial agencies to increase the apprehension and conviction of drug related violent offenders and to divert them of illegal gain through vigorous application of Arizona forfeiture statutes.

Project Activity: The bureaus prosecute all drug cases from all law enforcement agencies in Maricopa County. The Maricopa County Attorney's Office concluded 113,537 drug cases since July 1991, which resulted in 72,543 felony convictions and 11,690 misdemeanor convictions. Of those drug law violators convicted, 14,654 were sent to prison, 16,280 received some jail time and 44,363 were placed on probation. This program is coordinated by the Maricopa County Attorney's Office and Treatment Assessment Screening Center (TASC). Drug treatment was offered to 2,609 first-time felony offenders in lieu of prosecution in FY 2005.



NUMBER OF CASES CONCLUDED	FY2003	FY2004	FY2005
Total	10,156	13,365	10,658
NUMBER OF CONVICTIONS			
Felony	6,427	8,522	6,860
Misdemeanor	1	2,931	2,250
Undesignated	299	22	27
Number of Sentences			
Prison	1,169	2,545	1,920
Jail/Probation	1,293	1,644	1,614
Probation	4,236	7,262	5,536
ESTIMATED VALUE OF SEIZURES	\$2,816,760	\$2,527,089	\$4,354,626

*Undesignated at time of conviction. Type of conviction depends upon the fulfillment of other obligations.

Mohave Area General Narcotics Enforcement Team (MAGNET)

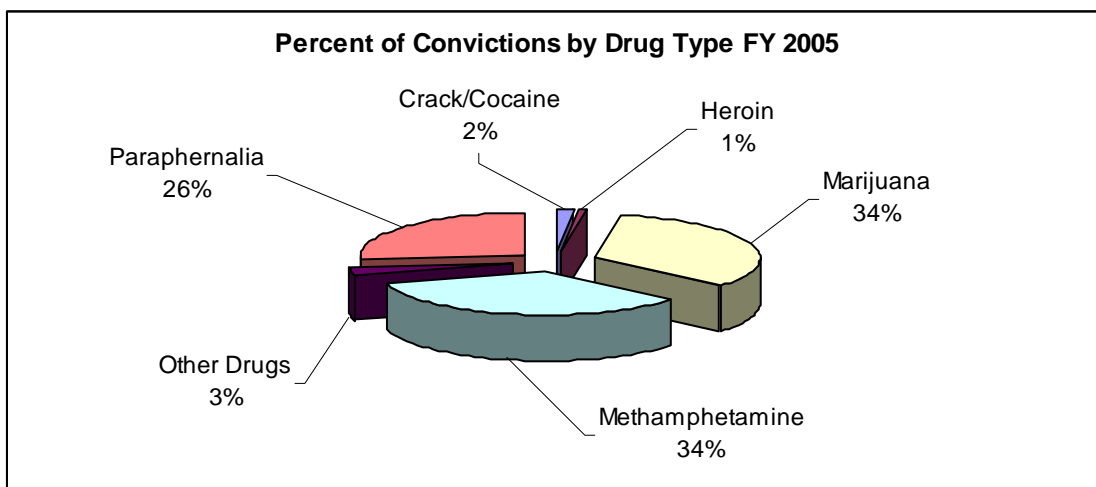
Source and amount of monies received:

FY 2005 Drug and Gang Enforcement Account Funds:	\$219,738
Includes Local Cash Matching Funds of:	50,888
Includes State Enhancement Funds of:	16,186

Project Description: This project is administered by the Mohave County Attorney's Office. This project enables the Mohave County Attorney's Office to effectively charge and prosecute drug law violators arrested by the MAGNET Narcotics Task Force and carry out civil litigation to obtain the forfeiture of assets seized from drug traffickers. The project handles drug and gang case prosecutions for all law enforcement agencies in Mohave County, one of the counties that make up Arizona's portion of the federally designated Southwest Border HIDTA.

Objective: To successfully prosecute drug and gang offenders and to pursue forfeiture of seized assets.

Project Activity: The Mohave Area General Narcotics Enforcement Team (MAGNET) continues to effectively process drug and gang prosecution and civil forfeiture cases. Since July 1991, the project has concluded 10,505 cases, resulting in 4,039 felony and 3,340 misdemeanor convictions. Of the drug law violators convicted, 1,211 were sent to prison, 3,418 spent time in jail and 3,127 were placed on probation. The project also obtained the forfeiture of \$3,605,753 in seized assets.



NUMBER OF CASES CONCLUDED	FY2003	FY2004	FY2005
Total	829	1,200	1,298
NUMBER OF CONVICTIONS			
Felony	235	297	279
Misdemeanor	363	572	713
Undesignated	38	37	25
Number of Sentences			
Prison	84	89	79
Jail/Probation	265	276	421
Probation	274	518	500
ESTIMATED VALUE OF SEIZURES			
Total	\$350,293	\$223,771	\$267,771

*Undesignated at time of conviction, type of conviction depends upon the fulfillment of other obligations.

Navajo County Violent and Major Prosecution Enhancement

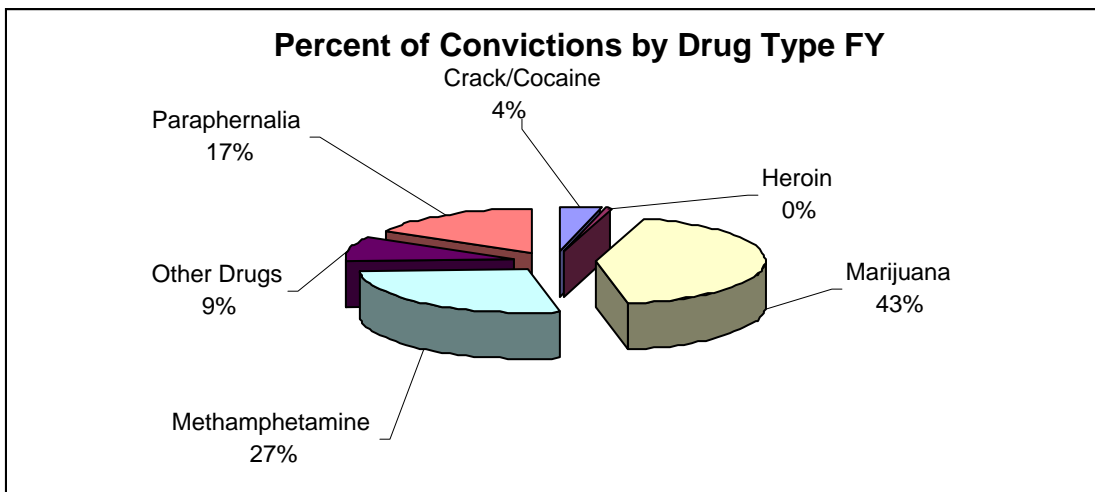
Source and amount of monies received:

FY 2005 Drug and Gang Enforcement Account Funds:	\$117,408
Includes Local Cash Matching Funds of:	27,190
Includes State Enhancement Funds of:	8,648

Project Description: This project is administered by the Navajo County Attorney's Office. This project provides for full-time, dedicated case prosecution and asset forfeiture litigation services to the Navajo County Drug Task Force and other law enforcement agencies in Navajo County.

Objective: To effectively and consistently prosecute drug, gang and asset forfeiture cases.

Project Activity: The attorney assigned to this project continues to produce results. Since July 1991, the project has concluded 5,933 drug cases, resulting in 3,810 felony and 1,191 misdemeanor convictions. Of those convicted, 602 were sent to prison, 2,266 spent time in jail and 1,659 were placed on probation. The unit also achieved the forfeiture of \$776,005 in drug law violators' assets.



NUMBER OF CASES CONCLUDED	FY2003	FY2004	FY2005
Total	825	502	585
NUMBER OF CONVICTIONS			
Felony	526	356	412
Misdemeanor	241	49	63
Undesignated	0	0	0
Number of Sentences			
Prison	41	55	80
Jail/Probation	400	126	168
Probation	253	193	191
ESTIMATED VALUE OF SEIZURES			
Total	\$55,628	\$63,124	\$18,828

*Undesignated at time of conviction, type of conviction depends upon the fulfillment of other obligations.

Pima County Drug Prosecution Project

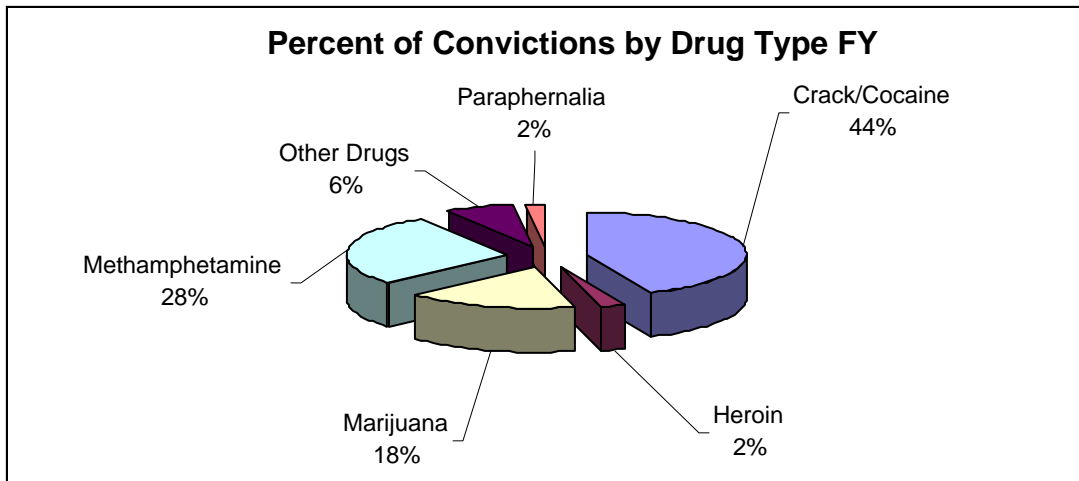
Source and amount of monies received:

FY 2005 Drug and Gang Enforcement Account Funds:	\$532,935
Includes Local Cash Matching Funds of:	123,422
Includes State Enhancement Funds of:	39,256

Project Description: This project is administered by the Pima County Attorney's Office. The Pima County Drug Prosecution Project provides prosecution and court litigation services for all law enforcement agencies in Pima County, one of the counties that make up Arizona's portion of the federally designated Southwest Border High Intensity Drug Trafficking Area (HIDTA); including the Tucson Counter Narcotics Alliance Task Force and Pima County Sheriff's Office narcotics units, plus Federal cases prosecuted in state court.

Objective: To review all felony cases, prosecute felony cases, advise and assist in targeting, investigating drug cases, provide training to law enforcement agencies, employ RICO, money laundering and forfeiture statutes to obtain convictions.

Project Activity: This project has concluded 16,578 cases, which resulted in 13,059 felony and 376 misdemeanor convictions. Of those convicted, 3,872 convicted drug law violators were sent to prison, 2,183 received jail time and 6,876 have been placed on probation since July 1991. The unit also obtained the forfeiture of \$47,651,651 in seized drug law violators' assets.



NUMBER OF CASES CONCLUDED	FY2003	FY2004	FY2005
Total	982	960	1,409
NUMBER OF CONVICTIONS			
Felony	805	825	1,253
Misdemeanor	6	4	6
Undesignated	0	0	0
Number of Sentences			
Prison	206	167	219
Jail/Probation	108	100	200
Probation	419	438	656
ESTIMATED VALUE OF SEIZURES			
Total	\$5,359,250	\$4,588,749	\$5,141,954

*Undesignated at time of conviction, type of conviction depends upon the fulfillment of other obligations.

Partners Against Narcotics Trafficking (PANT)

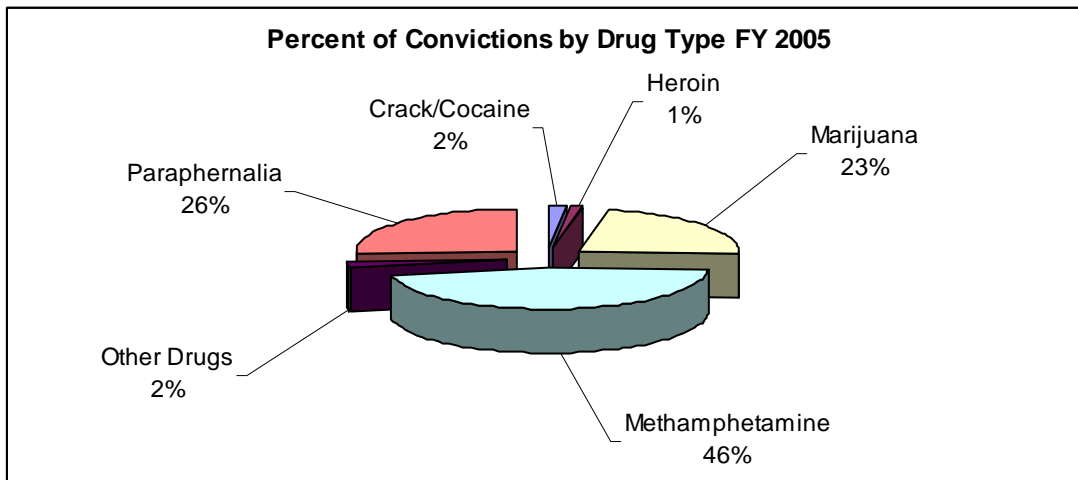
Source and amount of monies received:

FY 2005 Drug and Gang Enforcement Account Funds:	\$84,957
Includes Local Cash Matching Funds of:	19,675
Includes State Enhancement Funds of:	6,258

Project Description: This project is administered by the Yavapai County Attorney's Office. It allows the Yavapai County Attorney's Office to effectively handle all drug and gang prosecution cases from the Partners Against Narcotics Trafficking, and all other law enforcement agencies in Yavapai County.

Objective: To effectively participate in the multi-agency approach to drug enforcement in Yavapai County and increase prosecution of drug cases.

Project Activity: This project continues to provide expertise and consistency in the development and successful prosecution of drug cases in Yavapai County. Since July 1991, the project has concluded 5,133 drug cases, resulting in 3,904 felony and 734 misdemeanor convictions. Of those convicted, 709 were sent to prison, 1,420 spent time in jail and 2,016 were placed on probation. The unit also achieved the successful forfeiture of \$3,206,562 in drug law violators' assets.



NUMBER OF CASES CONCLUDED	FY2003	FY2004	FY2005
Total	593	761	764
NUMBER OF CONVICTIONS			
Felony	445	634	634
Misdemeanor	121	112	98
Undesignated	0	0	0
Number of Sentences			
Prison	71	113	132
Jail/Probation	154	225	150
Probation	251	344	376
ESTIMATED VALUE OF SEIZURES			
Total	\$228,120	\$367,280	\$162,762

*Undesignated at time of conviction, type of conviction depends upon the fulfillment of other obligations.

Pinal County Drug Prosecution Unit

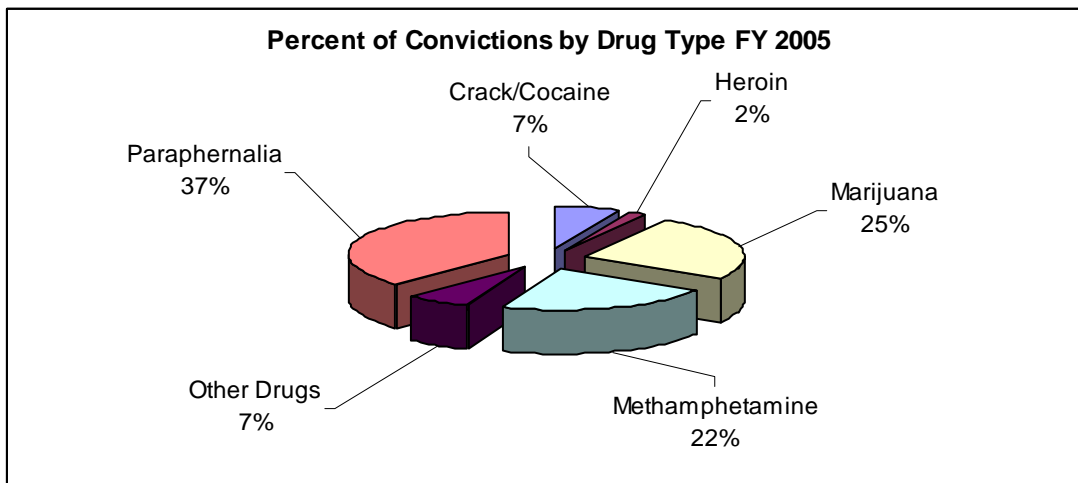
Source and amount of monies received:

FY 2005 Drug and Gang Enforcement Account Funds:	\$192,453
Includes Local Cash Matching Funds of:	44,569
Includes State Enhancement Funds of:	14,176

Project Description: This unit is administered by the Pinal County Attorney's Office. The Pinal County Drug Prosecution Unit provides drug and gang case prosecution services generated by the activities of the Pinal County Sheriff's Narcotics Task Force. The unit handles all drug and gang case prosecutions for the task force, and for all other law enforcement agencies in Pinal County. Forfeiture cases are not processed by this unit.

Objective: To improve the quality of life in Pinal County, reduce quantity of drugs available through prevention, enforcement and prosecution.

Project Activity: The Drug Prosecution Unit is an integral part of the Pinal County Narcotics Task Force and provides direct assistance in case development and prosecution. This unit has concluded 4,339 drug cases, which resulted in 3,533 felony and 201 misdemeanor convictions since July 1991. Of those convicted, 1,047 were sent to prison, 1,297 received jail time and 1,354 were placed on probation in Pinal County. The Drug Prosecution Unit diverted 139 offenders to treatment in lieu of prosecution. This is one of the Arizona counties federally designated as part of the Southwest Border High Intensity Drug Trafficking Area (HIDTA).



NUMBER OF CASES CONCLUDED	FY2003	FY2004	FY2005
Total	424	412	460
NUMBER OF CONVICTIONS			
Felony	299	342	381
Misdemeanor	46	18	7
Undesignated	0	0	0
Number of Sentences			
Prison	97	87	100
Jail/Probation	103	144	171
Probation	141	122	117
ESTIMATED VALUE OF SEIZURES			
Total	N/A	N/A	N/A

*Undesignated at time of conviction, type of conviction depends upon the fulfillment of other obligations.
 *Pinal County Attorney's Office forfeiture activities are not supported by this grant program.

Santa Cruz County Drug Prosecution Program

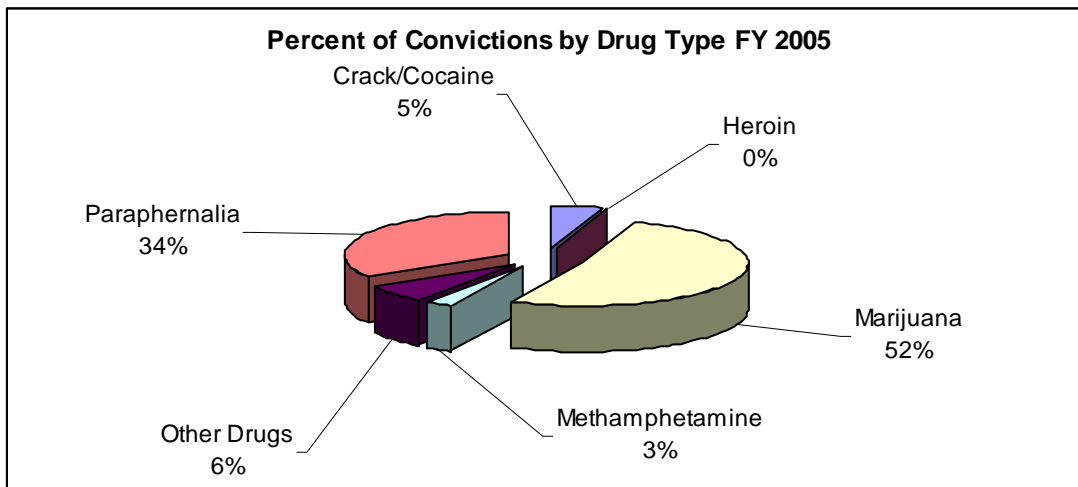
Source and amount of monies received:

FY 2005 Drug and Gang Enforcement Account Funds:	\$48,062
Includes Local Cash Matching Funds of:	11,129
Includes State Enhancement Funds of:	3,540

Project Description: This project is administered by the Santa Cruz County Attorney's Office. The Santa Cruz County Attorney's Drug Prosecution Project provides enhanced drug and gang case prosecution and asset forfeiture litigation services to the Santa Cruz METRO Narcotics Task Force and other law enforcement agencies in Santa Cruz County, one of counties that make up Arizona's portion of the federally designated Southwest Border High Intensity Drug Trafficking Area (HIDTA).

Objective: To help the Santa Cruz County Attorney's Office more effectively process the increased drug and gang prosecution and asset forfeiture caseloads generated by the vigorous investigative and enforcement activities of the Santa Cruz METRO Narcotics Task Force. To provide direct assistance to the task force in case evaluation, development and preparation.

Project Activity: This Drug Prosecution Unit has become an integral part of the Santa Cruz METRO Narcotics Task Force and provides direct assistance in case development and prosecution. This unit has concluded 2,574 drug cases, which resulted in 1,070 felony and 768 misdemeanor convictions since July 1992. Of those convicted, 227 were sent to prison, 720 received jail time and 748 were placed on probation in Santa Cruz County. The unit also achieved the successful forfeiture of drug law violators' assets valued at \$1,808,684.



NUMBER OF CASES CONCLUDED	FY2003	FY2004	FY2005
Total	289	258	233
NUMBER OF CONVICTIONS			
Felony	73	49	67
Misdemeanor	99	119	68
Undesignated	42	28	50
Number of Sentences			
Prison	13	8	16
Jail/Probation	61	44	66
Probation	62	60	54
ESTIMATED VALUE OF SEIZURES			
Total	\$192,462	\$199,205	\$266,321

*Undesignated at time of conviction, type of conviction depends upon the fulfillment of other obligations.

Tucson City Attorney's Drug Enforcement Project

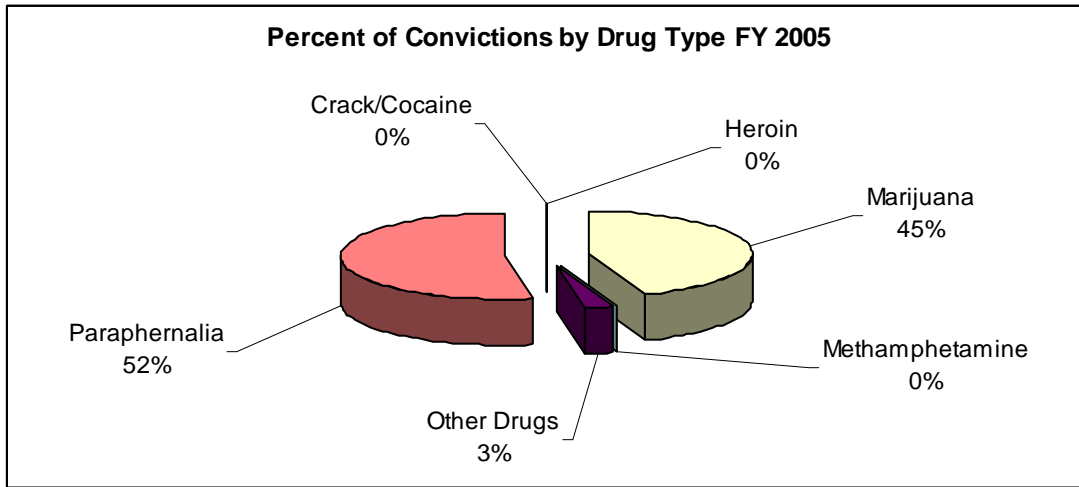
Source and amount of monies received:

FY 2005 Drug and Gang Enforcement Account Funds:	\$316,559
Includes Local Cash Matching Funds of:	73,311
Includes State Enhancement Funds of:	23,318

Project Description: This project is administered by the Tucson City Attorney's Office. This Drug Enforcement Project handles all non-felony drug cases referred by the Tucson Police Department's Counter Narcotics Alliance Task Force and the Pima County Attorney's Office, along with asset forfeiture cases. The unit prosecutes drug cases in Tucson City Court.

Objective: To consistently and effectively screen, prepare and prosecute misdemeanor drug cases in Tucson City Court and to process and litigate asset forfeiture cases for local law enforcement agencies.

Project Activity: The activities of this project resulted in the conclusion of 42,226 drug cases which resulted in 27,243 misdemeanor convictions since July 1991, with 12,310 convicted drug law violators sentenced to jail and 10,685 to probation. The unit also achieved the successful forfeiture of drug law violators' assets valued at \$3,166,511. During FY2005, 617 offenders were diverted to treatment in lieu of prosecution.



NUMBER OF CASES CONCLUDED	FY2003	FY2004	FY2005
Total	3,721	4,319	4,607
NUMBER OF CONVICTIONS			
Felony	0	0	0
Misdemeanor	2,206	2,423	3,072
Undesignated	0	0	0
Number of Sentences			
Prison	0	0	175
Jail/Probation	1,201	1,701	1,182
Probation	731	701	839
ESTIMATED VALUE OF SEIZURES			
Total	\$152,273	\$56,295	\$119,368

*Undesignated at time of conviction, type of conviction depends upon the fulfillment of other obligations.

Yuma County Drug, Gang and Violence Prosecution

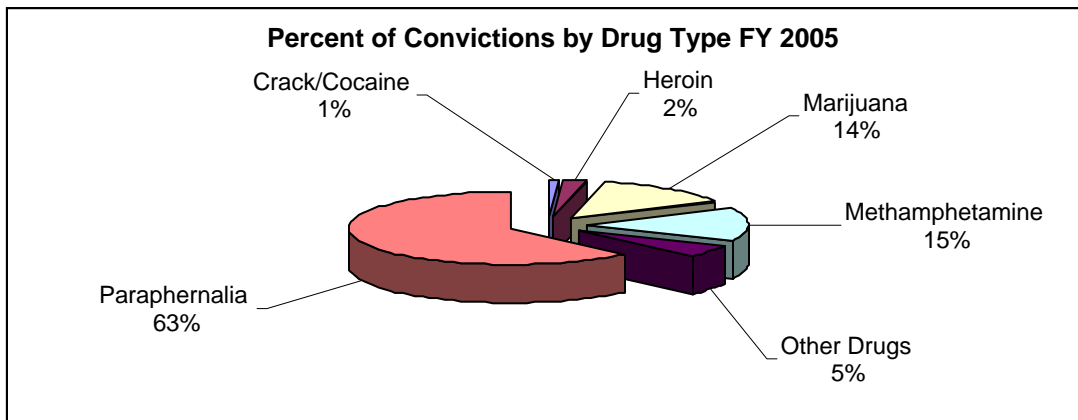
Source and amount of monies received:

FY 2005 Drug and Gang Enforcement Account Funds:	\$337,721
Includes Local Cash Matching Funds of:	78,210
Includes State Enhancement Funds of:	24,876

Project Description: This project is administered by the Yuma County Attorney's Office. The Yuma County Drug, Gang and Violence Prosecution provides drug case prosecution and asset forfeiture litigation services to all law enforcement agencies in Yuma County, and particularly to the multi-agency Southwest Border Alliance Narcotics Task Force. The unit also prosecutes numerous drug cases referred to task force officers by the U.S. Border Patrol, Drug Enforcement Administration and United States Customs Service operating along the United States border with the Republic of Mexico.

Objective: To provide specialized legal assistance and effective prosecution for the enhanced enforcement effort of the Southwest Border Alliance drug task force and the drug cases submitted by all other law enforcement agencies in Yuma County.

Project Activity: This project handles all felony and misdemeanor drug cases in Yuma County, one of the federally designated Arizona counties that make up part of the Southwest Border High Intensity Drug Trafficking Area (HIDTA). This unit conducts ongoing training programs for federal, state and local narcotics officers. Since July 1991, the unit has concluded 10,010 cases, resulting in 6,326 felony and 1,688 misdemeanor convictions. Of these, 1,700 convicted drug law violators were sent to prison, 1,379 received jail time and 4,230 were placed on probation. The unit achieved the forfeiture of \$2,083,624 in drug law violators' assets.



NUMBER OF CASES CONCLUDED	FY2003	FY2004	FY2005
Total	680	727	762
NUMBER OF CONVICTIONS			
Felony	441	565	480
Misdemeanor	43	11	46
Undesignated	81	35	128
Number of Sentences			
Prison	82	111	146
Jail/Probation	72	75	91
Probation	387	420	367
ESTIMATED VALUE OF SEIZURES			
Total	\$22,570	\$39,374	\$44,730

*Undesignated at time of conviction, type of conviction depends upon the fulfillment of other obligations.

**FORENSICS DRUG EVIDENCE ANALYSIS
ACTIVITIES**

DRUG AND GANG ENFORCEMENT ACCOUNT

	<u>FY 2005</u>
<i>Crime Lab Support For Drug and Gang Enforcement</i>	<i>\$490,039</i>
<i>Phoenix Police Department Forensic Analysis Program</i>	<i>54,530</i>
<i>Tucson Police Department Enhanced Drug Forensics</i>	<i>53,070</i>
TOTAL	<i>\$597,639</i>

Crime Lab Support For Drug and Gang Enforcement

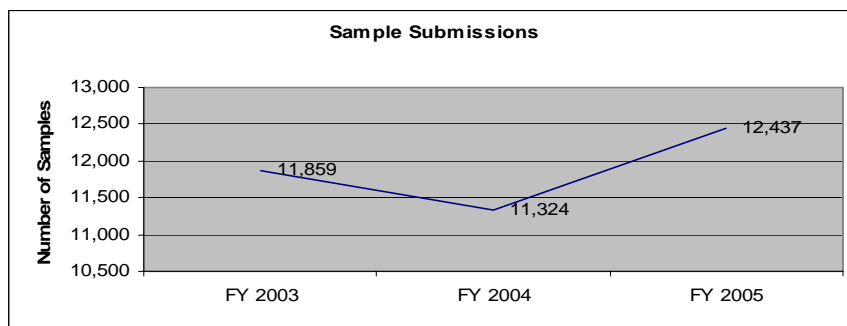
Source and amount of monies received:

FY 2005 Drug and Gang Enforcement Account Funds: \$490,039

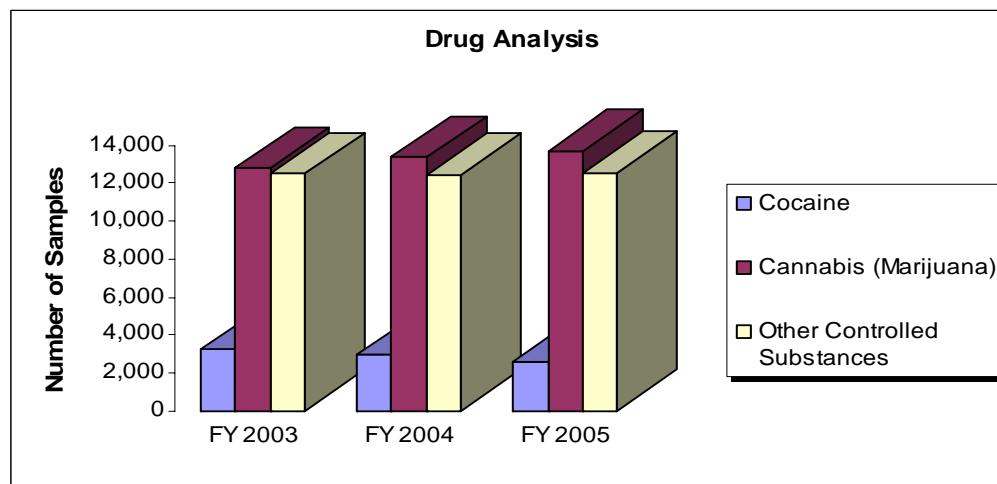
Project Description: This program is administered by the Arizona Department of Public Safety (DPS). The DPS Crime Laboratory program provides nine specialists (criminalists and latent print examiners) to process drug-related forensic tests and examinations for law enforcement agencies throughout the State.

Objective: To provide law enforcement agencies in Arizona with timely, quality scientific support required for effective court adjudication of drug-related cases.

Project Activity: In FY 2005, the Department of Public Safety Crime Lab received 12,437 drug evidence samples for analysis, an average of 1,036 drug samples per month. The crime laboratory conducted 28,851 analyses, an average of 2,404 analyses per month. The results of the analyses also indicate that marijuana is the illicit drug of choice in Arizona.



	FY 2003	FY2004	FY2005
Number of Samples Submitted	11,859	11,324	12,437



Number of Analyses by Drug	FY2003	FY2004	FY2005
Cocaine	3,249	2,933	2,637
Cannabis (Marijuana)	12,764	13,338	13,688
Other Controlled Substances	12,471	12,446	12,526

Phoenix Police Department Forensic Analysis Program

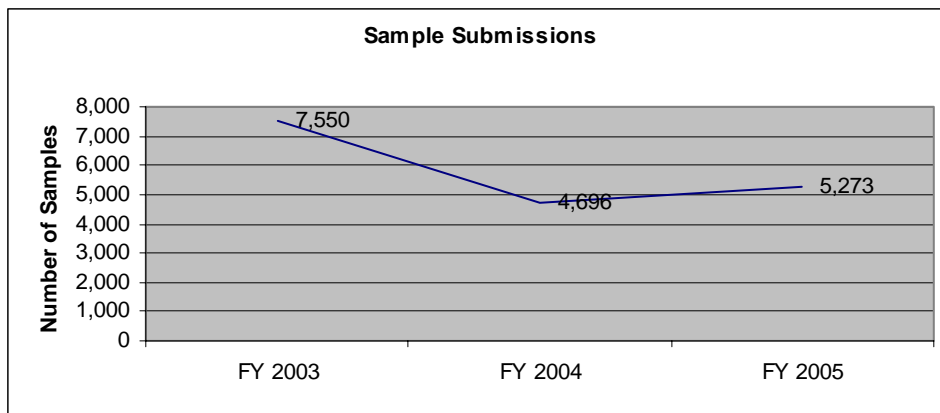
Source and amount of monies received:

FY 2005 Drug and Gang Enforcement Account Funds: \$54,530

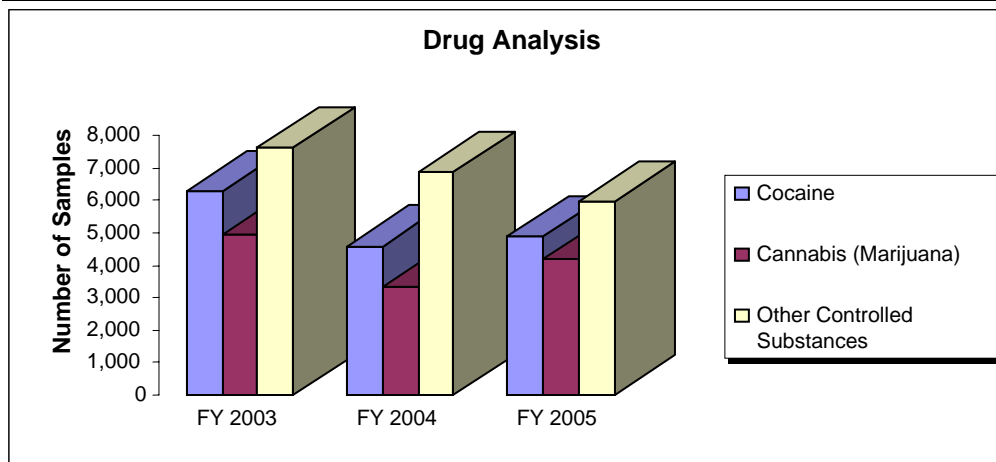
Project Description: This program is administered by the Phoenix Police Department. The Phoenix Police Crime Laboratory project provides one criminalist to process drug-related forensic tests and examinations for Phoenix narcotics officers and the drug enforcement task force agencies in Phoenix.

Objective: To provide Phoenix and the commercial interdiction task force officers with timely, quality scientific support required for efficient court adjudication of drug related cases.

Project Activity: The Phoenix Police Department Laboratory received 5,273 drug samples for analysis in FY 2005, an average of 439 drug samples per month. The laboratory conducted 14,990 analyses, an average of 1,249 analyses per month.



	FY2003	FY2004	FY2005
Number of Samples Submitted	7,550	4,696	5,273



Number of Analyses by Drug	FY2003	FY2004	FY2005
Cocaine	6,298	4,591	4,880
Cannabis (Marijuana)	4,922	3,305	4,172
Other Controlled Substances	7,617	6,882	5,938

Tucson Police Department Enhanced Drug Forensics

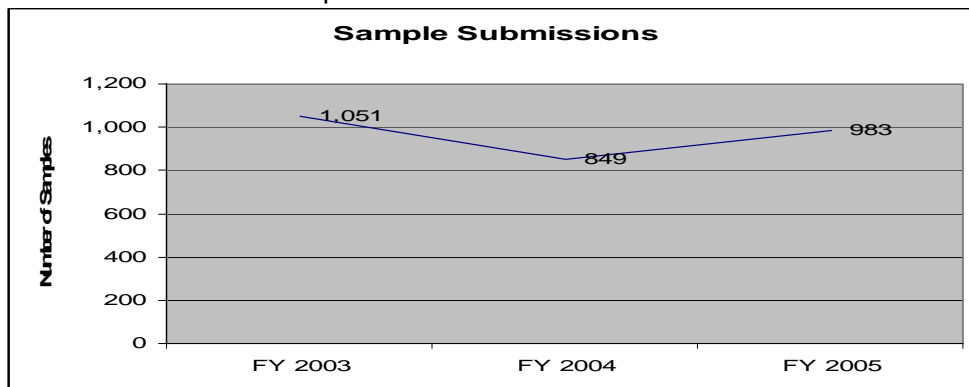
Source and amount of monies received:

FY 2005 Drug and Gang Enforcement Account Funds: \$53,070

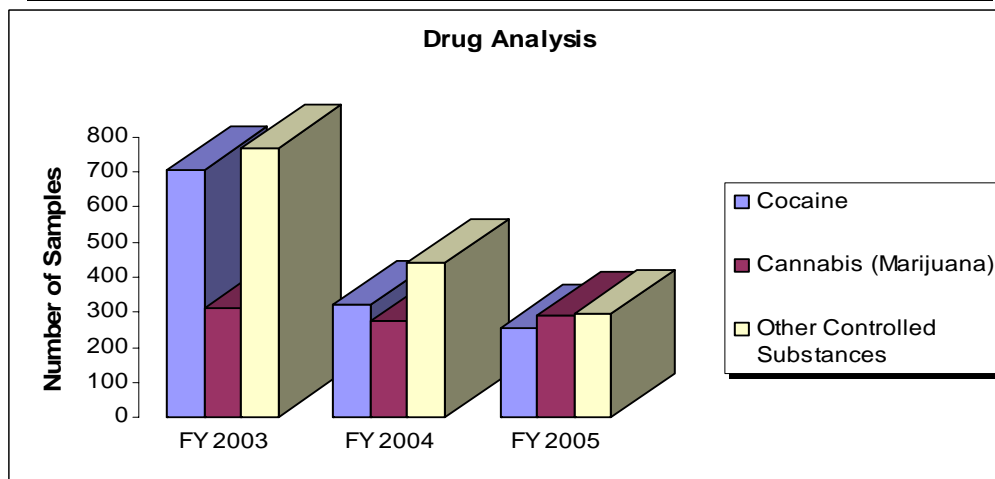
Project Description: This project is administered by the Tucson Police Department. The crime laboratory project provides one criminalist to process drug-related forensic tests and examinations for Tucson narcotic officers, Counter Narcotics Alliance (CNA) and other law enforcement agencies in Pima County.

Objective: To provide local law enforcement agencies in the Tucson area with timely, quality scientific support required for effective court adjudication of drug related cases.

Project Activity: The Tucson Police Department Laboratory received 983 samples, an average of more than 82 drug samples per month for analysis. The laboratory conducted 842 analyses, an average of 70 analyses per month. The results of the analysis indicate that marijuana is the illicit drug of choice in the Tucson Metropolitan area.



	FY 2003	FY2004	FY2005
Number of Samples Submitted	1,051	849	983



Number of Analyses by Drug	FY2003	FY2004	FY2005
Cocaine	706	321	254
Cannabis (Marijuana)	314	276	293
Other Controlled Substances	769	441	295

COURT ADJUDICATION ACTIVITIES
DRUG AND GANG ENFORCEMENT ACCOUNT

	<u>FY 2005</u>
<i>Administrative Office of the Courts</i>	\$21,000
<i>Apache County Probation</i>	26,451
<i>Cochise County Probation</i>	59,866
<i>Coconino County Superior Court</i>	69,264
<i>Gila County Superior Court/Public Defender/Probation</i>	42,925
<i>Graham County Probation</i>	26,161
<i>Greenlee County Probation</i>	9,868
<i>La Paz County Probation</i>	26,087
<i>Maricopa County Superior Court</i>	140,597
<i>Maricopa County Superior Court – Clerk of Court</i>	201,636
<i>Maricopa County Probation</i>	783,393
<i>Maricopa County Public Defender</i>	401,666
<i>Mohave County Probation</i>	5,799
<i>Mohave County Superior Court</i>	81,988
<i>Navajo County Superior Court</i>	61,974
<i>Pima County Superior Court</i>	285,660
<i>Pima County Probation</i>	125,119
<i>Pinal County Superior Court/Probation</i>	89,892
<i>Santa Cruz County Probation</i>	20,954
<i>Tucson Municipal Court</i>	7,832
<i>Yavapai County Probation</i>	95,264
<i>Yuma County Probation</i>	85,026
TOTAL	2,668,422

Arizona Supreme Court Anti-Drug Adjudication

Source and amount of monies received:

FY 2005 Drug and Gang Enforcement Account Funds: \$2,668,422

Project Description: This project is administered by the Administrative Office of the Courts. The anti-drug abuse adjudication program provides the court system with grant funds to enhance agencies throughout the State, including the Superior Courts in 7 of Arizona's 15 counties and the adult probation offices in Apache, Cochise, Gila, Graham, Greenlee, La Paz, Maricopa, Mohave, Pima, Pinal, Santa Cruz, Yavapai and Yuma Counties and the Public Defender Offices in Gila and Maricopa counties. The Administrative Office of the Courts also administers a felony drug testing program with the grant funds.

Objective: To meet the current demands placed upon the court system and the offices of public defenders by the enhanced enforcement and prosecution efforts funded by the Account.

Project Activity: This activity continues to provide enhanced adjudication services for Arizona's criminal justice system. The Administrative Office of the Courts (AOC) maintains administrative authority over 25 court-related activities receiving drug grants to accommodate increased caseloads resulting from the enhanced drug enforcement effort in Arizona. Each project proves to be meritorious and responsible in the administration of funds received. The projects deliver a wide range of services to expedite the judicial process. These services could not have been provided without impacting other court services were it not for the continued grant funding assistance. These projects remain a vital element in Arizona's anti-drug, gang and violent crime effort.

DETENTION ACTIVITIES

DRUG AND GANG ENFORCEMENT ACCOUNT

	<i><u>FY 2005</u></i>
<i>Coconino County Drug Detention Officer Program</i>	<i>37,064</i>
<i>Maricopa County Multi-Agency Drug Enforcement Detention Strategy</i>	<i>327,299</i>
<i>TOTAL</i>	<i>\$364,363</i>

Coconino County Drug Detention Officer Program

Source and amount of monies received:

FY 2005 Drug and Gang Enforcement Account Funds: \$37,064

Project Description: This program is administered by the Coconino County Sheriff's Office. The program provides one full-time court officer to track drug arrests, transport inmates to and from the detention facility and courts and provide support services to other court officers.

Objective: To respond to the increased need for detention services resulting from increased drug enforcement and to track the progress of drug cases through the court system in Coconino County.

Project Activity: This project continues to enhance detention and court services activities needed to support the increased inmate population resulting from the vigorous enforcement activities of the Northern Arizona Metro Narcotics Task Force. Grant funds continue to be used to track drug cases through the system to expedite efficient processing and adjudication, consistent with program objectives.

Maricopa County Multi-Agency Drug Enforcement Detention Strategy

Source and amount of monies received:

FY 2005 Drug and Gang Enforcement Account Funds:	\$327,299
--	-----------

Project Description: The program is administered by the Maricopa County Sheriff's Office. The activity enhances the Maricopa County jail system by providing eight full-time detention officers that allow the jail to respond to increases in drug violator arrests and average daily drug violator inmate population demands. This increase resulted from enhanced, county-wide drug enforcement activities in Maricopa County, which is one of the six counties that make up Arizona's portion of the federally designated Southwest Border High Intensity Drug Trafficking Area.

Objective: To provide the capability to respond to the increased need for detention services generated by the multi-jurisdictional drug enforcement strategy in Maricopa County and assure adequate supervision and control of inmates, detention officer training and required support staff.

Project Activity: This program continues to provide vital detention services in the Maricopa County jail. Over the last decade, the Maricopa County Sheriff's Office has seen the average daily population increase by 60 percent. For the year 2004 the average daily population (ADP) in the jail system was 8,961 with the three months remaining in the year the average daily population has already exceeded last year by over 1,000 at 9,692. The benefit of this enhanced funding allows the Maricopa County Jail to keep one additional housing facility open that would otherwise not be possible. The number of prisoners in the jail on drug or drug-related charges makes up a substantial portion of the total inmate population. Grant funds continue to maintain the number of detention officers at a level that facilitates supervision and control of drug offenders.

**CRIMINAL JUSTICE RECORDS IMPROVEMENT
ACTIVITIES**

DRUG AND GANG ENFORCEMENT ACCOUNT

	<u><i>FY 2005</i></u>
<i>City of Phoenix Prosecutor's Office</i>	<i>\$70,312</i>
<i>Eager Police Department</i>	<i>3,015</i>
<i>Kingman Police Department</i>	<i>52,500</i>
<i>La Paz County Attorney's Office</i>	<i>43,452</i>
<i>Lake Havasu City Police Department</i>	<i>46,312</i>
<i>Maricopa County Adult Probation</i>	<i>64,500</i>
<i>Phoenix Police Department</i>	<i>59,100</i>
<i>Pinal County Sheriff's Office</i>	<i>9,525</i>
<i>Surprise Police Department</i>	<i>49,785</i>
<i>Tucson Police Department</i>	<i>48,337</i>
<i>TOTAL</i>	<i>\$446,838</i>

City of Phoenix Prosecutor's Office

Source and amount of monies received:

FY 2005 Drug and Gang Enforcement Account Funds:	\$70,312
Includes Local Cash Matching Funds:	23,438

Project Description: This project is administered by the City of Phoenix Prosecutor's Office. Currently, the City of Phoenix Prosecutor's Office prosecutes over 50,000 misdemeanor defendants annually. The majority of the cases are submitted by the police and prosecuted in Municipal Court. There is no system in place for the electronic exchange of information between these three agencies. This project will allow the City Prosecutor's Office to fully implement Criminal Records Information Management Exchange System (CRIMES) software that is capable of interfacing with the Phoenix Municipal Court Case Management System (CMS) and the Phoenix Police Department Police Automated Computer Entry System (PACE).

Objective: To establish an interface between the Prosecutor's Office CRIMES case management system and the Phoenix Police Department PACE system to electronically populate CRIMES with all defendant charging and final case dispositions information to PACE.

Project Activity: The City Prosecutor's Office requested an extension through June 2006 to fully implement interfacing. However, the City Prosecutor's Office's CRIMES and Phoenix Municipal Court CMS are electronically sending and receiving defendant, charge, court date, court status, bond, and case disposition information on daily basis.

Eagar Police Department

Source and amount of monies received:

FY 2005 Drug and Gang Enforcement Account Funds:	\$3,015
Includes Local Cash Matching Funds:	1,005

Project Description: This project is administered by the Eagar Police Department. The police department is in the process of automating all records to include police reports, citations, criminal history, dispositions, gang members, juvenile referrals, etc. The funds were utilized to update the current computer system to allow for electronic interfacing with Arizona Department of Public Safety and NIBRS.

Objective: To enhance the computer records system by sharing information with the statewide database maintained by the Department of Public Safety.

Project Activity: The project was completed June 30, 2005. Obsolete police workstations have been replaced and records are being forwarded electronically.

Kingman Police Department

Source and amount of monies received:

FY 2005 Drug and Gang Enforcement Account Funds:	\$52,500
Includes Local Cash Matching Funds:	17,500

Project Description: This project, administered by the Kingman Police Department, established interagency information sharing network between Kingman Police Department, Bullhead City Police Department, Lake Havasu City Police Department, and the Mohave County Sheriff's Office. Unlike their urban counterparts, rural agencies have little regular dialogue regarding criminal justice record data between line level officers of differing agencies. This project funded the joining of the COPLINK solution by Knowledge Computing Corporation (KCC). COPLINK allows the agencies to quickly access criminal justice records, thus improving the efficiency and effectiveness of criminal investigations.

Objective: To establish an interagency information sharing network between Kingman Police Department, Bullhead City Police Department, Lake Havasu City Police Department, and Mohave County Sheriff's Office to assist in criminal investigations.

Project Activity: The completion date of the project has been extended to December 31, 2005 because of unforeseen difficulties with interfacing all participating agency systems with COPLINK.

La Paz County Attorney's Office

Source and amount of monies received:

FY 2005 Drug and Gang Enforcement Account Funds:	\$43,452
Includes Local Cash Matching Funds:	14,484

Project Description: This project is administered by the La Paz County Attorney's Office. The County Attorney's Office manually enters case management information. As case loads continue to grow, the manual case management system impairs the County Attorney's Office ability to effectively control prosecutor caseloads, resulting in caseload backlog. This project will create a computerized tracking system and upgrade the office's computer network.

Objective: To obtain a computerized case tracking system with legal document production that will combine a variety of data for effective case tracking and management of prosecutions.

Project Activity: Project is complete. All workstations have been upgraded and a computerized case tracking system implemented.

Lake Havasu City Police Department

Source and amount of monies received:

FY 2005 Drug and Gang Enforcement Account Funds:	\$46,312
Includes Local Cash Matching Funds:	15,437

Project Description: This project is administered by the Lake Havasu City Police Department (LHCPD). LHCPD participates in Arizona Automated Fingerprint Identification System (AFIS). The Department of Public Safety notified LHCPD that as of December 2005, the Identix Livescan will become obsolete. All participating agencies will need to replace their Livescan booking stations. The project funds will be use to purchase an upgraded AFIS booking station for the LHCPD, so that LHCPD can continue to contribute records to the statewide database.

Objective: To replace AFIS Livescan booking station to avoid any gaps in LHCPD and surrounding agency's ability to contribute or search the Arizona AFIS database.

Project Activity: AFIS Livescan booking station has been replaced with a new system that includes the ability to capture palm prints and integrate more seamlessly with LHCPD's record management system.

Maricopa County Adult Probation

Source and amount of monies received:

FY 2005 Drug and Gang Enforcement Account Funds:	\$64,500
Includes Local Cash Matching Funds:	21,500

Project Description: This project is administered by the Maricopa County Adult Probation Department. In FY 2003, the Superior Court of Arizona merged the Pretrial Services division under the Adult Probation Department to enhance case flow efficiency of offenders under supervision of the Court. This project seeks to close the gap in data sharing between Pretrial Services and Adult Probation Department by improving data continuity and enhancing systems design for sharing information on arrests, dispositions, and criminal history.

Objective: To consolidate disposition information from the disparate data sources of Pretrial Services, Maricopa County Sheriff's Office, and Adult Probation into Maricopa County Integrated Criminal Justice Information System (ICIS).

Project Activity: The migration of the Pretrial Services data structure and user screens from an AS400 to Maricopa County Integrated Criminal Justice Information System (ICIS) was completed and rolled out June 4, 2005. The Pretrial Services data is now fully integrated and all court employees in the criminal division directly benefit. The integration has eliminated redundant data entry, improved accuracy, and established multilateral access for County departments and stakeholders.

Phoenix Police Department

Source and amount of monies received:

FY 2005 Drug and Gang Enforcement Account Funds:	\$59,100
Includes Local Cash Matching Funds:	19,700

Project Description: This project is administered by the Phoenix Police Department. It has been proven that electronic capture of arrest fingerprints improves the accuracy, completeness, and timeliness of the Arizona Computerized Criminal History (ACCH) system. Livescan technology captures fingerprint information electronically, thus improving the overall quality of fingerprints and reducing human error. In conjunction with the implementation of the police department's Demographic Data Entry System (DDES), all arrest information and mug shot photographs will be captured utilizing Livescan technology and submitted electronically to Arizona Department of Public Safety's Automated Fingerprint Identification System and ACCH.

Objective: To replace the existing ink-and-roll fingerprinting method with Livescan technology that would be able to interface with Demographic Data Entry System (DDES).

Project Activity: The Livescan technology system has been installed in two police department precincts and the Phoenix Municipal Court for taking court ordered fingerprints. Training has been provided to staff on the Arrest Capture Data Collection (ACDC) system and integration to Livescan and mug shot systems.

Pinal County Sheriff's Office

Source and amount of monies received:

FY 2005 Drug and Gang Enforcement Account Funds:	\$9,525
Includes Local Cash Matching Funds:	3,175

Project Description: This project is administered by the Pinal County Sheriff's Office and it consists of acquisition and installation of hardware and software for a document imaging system. The department's paperwork flow process was hindered by the need to process paper copies for both internal use and outside requests. Phase I of the project failed to provide for the licensing of the computer software which is required to fully and legally utilize the system. In addition to the fulfilling the licensing requirements, it provides an additional 6,000 wristbands for use by the Sheriff's Office in the ready identification and tracking of inmates within the Pinal County Jail.

Objective: To operate a system that would scan all copies of reports and integrate with the current Spillman system. It would include installing scanning stations at the three regional substations, the records division, and the inmate intake unit.

Project Activity: The document scanner system is in place and operating effectively. The additional wrist bands improved the ability of Pinal County Jail to identify and track inmates.

Surprise Police Department

Source and amount of monies received:

FY 2005 Drug and Gang Enforcement Account Funds:	\$49,785
Includes Local Cash Matching Funds:	16,595

Project Description: This project is administered by the Surprise Police Department. The police department acquired a Records Management System (RMS) to replace a 12-year-old system. The key to the exchange of data is the ability to review the record management information from each of our agencies. The Spillman Records Management System will allow for collaboration with the City of Avondale, Buckeye, Surprise, and Tolleson in sharing criminal data.

Objective: To provide a technology and communications system that will allow collaboration and sharing of criminal information from the police department's record management systems.

Project Activity: Surprise Police Department is online with Spillman Records Management System. Avondale Police Department, Buckeye Police Department, and Tolleson Police Department are still awaiting TCP/IP access from Arizona Department of Public Safety.

Tucson Police Department

Source and amount of monies received:

FY 2005 Drug and Gang Enforcement Account Funds:	\$48,337
Includes Local Cash Matching Funds:	16,113

Project Description: This project is administered by the Tucson Police Department and is addressed at increasing the efficiency of the entry of fingerprints and arrest information into the Arizona Automated Fingerprint Identification System (AFIS) and the Arizona Computerized Criminal History (ACCH) by upgrading current technology. The new technology would not only allow for better fingerprints, but palm prints as well. Once AFIS is upgraded, palm prints could be searched in the same manner as fingerprints.

Objective: To enhance technology to increase the efficiency of fingerprints and arrest information entered into AFIS and ACCH.

Project Activity: Presently, all arrestees are fingerprinted and palm printed.

CRIMINAL JUSTICE ENHANCEMENT FUND (CJEF)

In addition to the programs funded by the Drug and Gang Enforcement Account, the following additional programs relating to illicit drugs and drug related gang activity are funded through the Criminal Justice Enhancement Fund (CJEF) distributed through the Arizona Department of Public Safety:

No activities were funded in FY2005 due to limited resources.

STATUTORY REFERENCES

A.R.S. § 41-2405. (A) 12 Criminal justice commission; powers and duties; staff

12. Prepare an annual report on law enforcement activities in this state funded by the drug and gang enforcement account or the criminal justice enhancement fund and relating to illicit drugs and drug related gang activity. The report shall be submitted by October 31 of each year to the governor, the president of the senate and the speaker of the house of representatives. The report shall include:

- (a) The name and a description of each law enforcement program dealing with illegal drug activity or street gang activity, or both.
- (b) The objective and goals of each program.
- (c) The source and amount of monies received by each program.
- (d) The name of the agency or entity that administers each program.
- (e) The effectiveness of each program.

A.R.S. § 41-2402. Drug and gang enforcement account

A. A drug and gang enforcement account is established within the criminal justice enhancement fund consisting of monies appropriated to the account by the legislature and any other monies available from other sources, public or private, to be used for the purpose of enhancing efforts to deter, investigate, prosecute, adjudicate and punish drug offenders and members of criminal street gangs as defined in § 13-2301.

B. The criminal justice commission shall distribute monies from the drug and gang enforcement account in the following manner:

1. Up to thirty per cent to fund programs and agencies approved by the commission to enhance the investigation of drug and gang offenses and related criminal activity.
2. Up to thirty per cent to fund programs and agencies approved by the commission to enhance the state and county prosecution of drug and gang offenses and related criminal activity.

3. Up to ten per cent to fund programs and agencies approved by the commission to enhance the city or town prosecution of drug and gang offenses and related criminal activity.

4. Up to thirty per cent to fund programs and agencies approved by the commission for the purpose of enhancing the ability of the courts to process drug and gang offenses and related criminal cases, either through the appointment of judges pro tempore or the establishment of additional divisions of the courts only for the purposes of this section, enhancing defense and probation services, including treatment, and funding the drug testing program.

5. Up to thirty per cent to fund programs by county sheriffs, as approved by the commission, to enhance the jail operations and facilities available to detain and incarcerate drug offenders and members of criminal street gangs as defined in § 13-2301.

C. Before any monies are expended from the account, the criminal justice commission shall submit to the joint legislative budget committee a plan of proposed expenditures from the account and the anticipated fiscal and operational impact of those expenditures on all state and local agencies.

D. Any state agency which receives monies allocated from this account shall not include such monies as part of its continuation budget base for the purpose of requesting appropriations for the following fiscal year.

E. All the monies allocated from this account shall be dedicated solely to the purpose of enhancing efforts to deter, investigate, prosecute, adjudicate and punish drug and gang and related criminal offenders, except those monies allocated pursuant to subsection H of this section.

F. Notwithstanding the limitations prescribed in subsection B of this section, any federal monies or matching state monies in the drug and gang enforcement account may only be allocated by the commission pursuant to a plan approved by the federal government.

G. The auditor general shall annually perform a full and complete audit of the fund or the commission shall annually contract with an accounting firm to perform the audit and deliver a report to the governor and the legislature. The audit shall be charged to the drug and gang enforcement account.

H. A resource center fund consisting of monies received pursuant to § 12-284.03, paragraph 1¹ and all monies received from public or private gifts, grants or other sources, excluding federal monies and monies to be passed through to other entities, to be used solely for the purpose of funding the Arizona drug and gang prevention resource center. Monies in the fund are subject to legislative appropriation. Any monies unexpended or unencumbered on June 30 of each year shall not be subsequently expended or encumbered unless reappropriated. No monies in the drug and gang enforcement

account except those received pursuant to this subsection shall be used to fund the Arizona drug and gang prevention resource center. Monies that are received by the center pursuant to this subsection are subject to the reporting requirements prescribed in § 41-617.01.

A.R.S. § 41-2401. Criminal justice enhancement fund

A. A criminal justice enhancement fund is established consisting of monies collected pursuant to § 12-116.01 and monies available from any other source. The state treasurer shall administer the fund.

B. On or before November 1 of each year, each department, agency or office that receives monies pursuant to this section shall provide to the Arizona criminal justice commission a report for the preceding fiscal year. The report shall be in a form prescribed by the Arizona criminal justice commission and shall be reviewed by the director of the joint legislative budget committee. The report shall set forth the sources of all monies and all expenditures. The report shall not include any identifying information about specific investigations.

C. On or before December 1 of each year, the Arizona criminal justice commission shall compile all reports into a single comprehensive report and shall submit a copy of the comprehensive report to the governor, the president of the senate, the speaker of the house of representatives and the director of the joint legislative budget committee.

D. On the first day of each month, the state treasurer shall distribute or deposit:

1. 6.46 per cent in the Arizona automated fingerprint identification system fund established by § 41-2414.

2. 1.61 per cent to the department of juvenile corrections for the treatment and rehabilitation of youth who have committed drug-related offenses.

3. 16.64 per cent in the peace officer's training fund established by § 41-1825.

4. 3.03 per cent in the prosecuting attorneys' advisory council training fund established by § 41-1830.03.

5. 9.35 per cent to the supreme court for the purpose or reducing juvenile crime.

6. 8.56 per cent to the department of public safety. Fifteen per cent of the monies shall be allocated for deposit in the Arizona deoxyribonucleic acid identification system fund established by § 41-2419. Eighty-five per cent of the monies shall be allocated to state and local law enforcement authorities for the following purposes:

(a) To enhance projects that are designed to prevent residential and commercial burglaries, to control street crime, including the activities of criminal street gangs, and to locate missing children.

(b) To provide support to the Arizona automated fingerprint identification system.

(c) Operational costs of the criminal justice information system.

7. 9.35 per cent to the department of law for allocation to county attorneys for the purpose of enhancing prosecutorial efforts.

8. 6.02 per cent to the supreme court for the purpose of enhancing the ability of the courts to process criminal and delinquency cases, orders of protection, injunctions against harassment and any proceeding relating to domestic violence matters. Notwithstanding § 12-143, subsection A, the salary of superior court judges pro tempore who are appointed for the purposes provided in this paragraph shall, and the salary of other superior court judges pro tempore who are appointed pursuant to § 12-141 for the purposes provided in this paragraph may, be paid in full by the monies received pursuant to this paragraph.

9. 11.70 per cent to the state department of corrections for allocation to county sheriffs for the purposes of enhancing county jail facilities and operations, including county jails under the jurisdiction of county jail districts.

10. 1.57 per cent to the Arizona criminal justice commission.

11. 9.00 per cent to the state general fund.

12. 2.30 per cent in the crime laboratory assessment fund established by § 41-2415.

13. 7.68 per cent in the victims' rights implementation revolving fund established by § 41-191.08.

14. 4.60 per cent in the victim compensation and assistance fund established by § 41-2407.

15. 2.13 per cent to the supreme court for the purpose of providing drug treatment services to adult probationers through the community punishment program established in title 12, chapter 2, article 11.¹

E. Monies distributed pursuant to subsection D. paragraphs 3, 4, 7, 9, 11, 12, 13 and 14 of this section constitute a continuing appropriation. Monies distributed pursuant to subsection D, paragraphs 1, 2, 5, 8, 10 and 15 of this section are subject to legislative appropriation.

F. The portion of the eighty-five percent of the monies for direct operating expenses of the department of public safety in subsection D, paragraph 6 of this section is subject to legislative appropriation. The remainder of the monies in subsection D, paragraph 6 of this section including the portion of the eighty five per cent for local law enforcement is continuously appropriated.

G. The allocation of monies pursuant to subsection D, paragraphs 6, 7, 8 and 9 of this section shall be made in accordance with rules adopted by the Arizona criminal justice commission pursuant to § 41-2405.

Statutory References

ARIZONA CRIMINAL JUSTICE COMMISSION
1110 W. WASHINGTON, SUITE 230
PHOENIX, ARIZONA 85007
TEL (602) 364-1146 • FAX (602) 364-1175
website: www.azcjc.gov